



2013-2014 COLORADO MEN'S BASKETBALL



Andrew Green | Assistant Director Sports Information
357 UCB | Fieldhouse Annex 50 | Office: 303-492-3812 | Cell: 720-470-9780
andrew.green@colorado.edu | www.CUBuffs.com | @CUBuffs

GAME #27

vs. Arizona State Sun Devils (19-6, 8-4 Pac-12)
Wednesday, February 19, 9:05 p.m. (MT)

Arena: Coors Events Center (11,064)

Television: ESPNU

Announcers: Beth Mowins, Jon Crispin

850 KOA: Mark Johnson, Scott Wilke

Satellite Radio: Sirius: 85; XM 85 (CU Broadcast)

CU vs. ASU: The Sun Devils lead the series, 5-4 and in Pac-12 play by a 3-2 margin. ASU has won three straight in the series, including a 63-62 OT thriller in Boulder last season. That ASU's first win in Boulder in three games. ASU defeated CU 72-51 in Tempe back on Jan. 25.

2013-2014 SCHEDULE (19-7, 8-5 Pac-12)

Date	Opponent (TV)	Time/Result
Fri. Nov. 8	#vs. 25/RV Baylor (ROOT)	L, 60-72
Sun. Nov. 10	UT MARTIN (P12N)	W, 91-65
Wed. Nov. 13	WYOMING (P12N)	W, 63-58
Sat. Nov. 16	JACKSON STATE (P12N)	W, 94-70
Mon. Nov. 18	ARKANSAS STATE (P12N)	W, 93-70
Thu. Nov. 21	SANTA BARBARA (P12N)	W, 76-68
Sun. Nov. 24	RV/RV HARVARD (ESPNU)	W, 70-62
Sat. Nov. 30	at Air Force (MWN)	W, 81-57
Tue. Dec. 3	at Colorado State (ESPN3)	W, 67-62
Sat. Dec. 7	6/7 KANSAS (ESPN2)	W, 75-72
Fri. Dec. 13	ELON (P12N)	W, 80-63
Sat. Dec. 21	^vs. 7/7 Oklahoma St. (ESPN2)	L, 73-78
Sat. Dec. 28	GEORGIA (P12N)	W, 84-70
Thu. Jan. 2	*OREGON STATE (ESPNU)	W, 64-58
Sun. Jan. 5	*10/9 OREGON (FS1)	W, 100-91
Wed. Jan. 8	*%at Washington St. (P12N)	W, 71-70 (ot)
Sun. Jan. 12	*at Washington (FS1)	L, 54-71
Thu. Jan. 16	*25/25 UCLA (P12N)	L, 56-69
Sat. Jan. 18	*USC (FS1)	W, 83-62
Thu. Jan. 23	*at 1/1 Arizona (ESPN2)	L, 57-69
Sat. Jan. 25	*at Arizona State (P12N)	L, 51-72
Sat. Feb. 1	*UTAH (P12N)	W, 79-75 (ot)
Wed. Feb. 5	*WASHINGTON STATE (P12N)	W, 68-63
Sun. Feb. 9	*WASHINGTON (ESPNU)	W, 91-65
Thu. Feb. 13	*at UCLA (ESPN2)	L, 74-92
Sun. Feb. 16	*at USC (ESPNU)	W, 83-74
Wed. Feb. 19	*ARIZONA STATE (ESPNU)	9:00 p.m.
Sat. Feb. 22	* 4/4 ARIZONA (ESPN)	7:00 p.m.
Sat. Mar. 1	*at Utah (P12N)	Noon
Wed. Mar. 5	*at Stanford (ESPN2)	7:00 p.m.
Sat. Mar. 8	*at California (P12N)	4:30 p.m.
Mar. 12-15	**Pac-12 Tournament	TBA
Mar. 18-19	NCAA 1st Round	
Mar. 20-23	NCAA 2nd & 3rd Rounds	
Mar. 27-30	NCAA Regional	
Apr. 5, 7	NCAA Men's Final Four	

**Pac-12 Tournament (MGM Grand Garden Arena, Las Vegas)
%-Spokane, Wash. #-American Airlines Arena (Dallas, Texas)
^MGM Grand Showcase (MGM Grand Garden Arena, Las Vegas)
P12N (Pac-12 Network); FS1 (Fox Sports 1)
All Times MOUNTAIN

COLORADO PROBABLE STARTERS

Pos/No	Player	Ht	Wt	Yr	Hometown	PPG	RPG	APG
F	2 Xavier Johnson	6-7	220	So.	Los Angeles, Calif.	12.0	6.1	*0.9
F	40 Josh Scott	6-10	245	So.	Monument, Colo.	14.5	8.6	^1.3
G	0 Askia Booker	6-2	170	Jr.	Los Angeles, Calif.	14.4	3.4	3.5
G	3 Xavier Talton	6-2	180	So.	Sterling, Colo.	4.7	1.9	1.6
G	13 Dustin Thomas	6-7	220	Fr.	Texarkana, Texas	3.6	2.6	0.6

^-blocks; *-steals

CU RESERVES

F	1 Wesley Gordon	6-9	225	RS-Fr.	Colorado Springs, Colo.	6.3	6.4	^1.6
G	5 Eli Stalzer	6-3	190	So.	Brea, Calif.	1.2	0.9	0.3
G	23 Jaron Hopkins	6-5	190	Fr.	Mesa, Ariz.	5.3	2.5	1.1
G	24 George King	6-5	208	Fr.	San Antonio, Texas	1.7	1.6	0.2

INJURED

G	25 Spencer Dinwiddie	6-6	200	Jr.	Woodland Hills, Calif.	14.7	3.1	3.8
F	10 Tre'Shaun Fletcher	6-7	200	Fr.	Tacoma, Wash.	3.5	1.8	0.3

QUICKLY: Colorado is looking for its 20th regular season win Wednesday night for the second straight season (CU teams with 20 regular season wins: 1968-69, 1996-97, 2012-13) • CU seeking its fourth straight 20-win season under head coach Tad Boyle • This week are the last two home games of the season against Arizona State (2-3) and Arizona (3-4). The Buffaloes overall are 5-7 against the Grand Canyon schools, however at the Coors Events Center are 3-1 in Pac-12 games (3-0 vs. UA; 2-1 vs. ASU).

A WIN ON WEDNESDAY MEANS: Breaking a three-game skid to the Sun Devils and evening the all-time series at 5-5 • Improving to 60-8 (.882) at the Coors Events Center under the Boyle-coaching staff • Winning 20 games in a season for the four-straight season and becoming the eighth team in school history in 113 years of the program to win 20 games in a season.

BLACK OUT SATURDAY: With College GameDay here on Saturday to see the Buffs play No. 4/4 Arizona on ESPN at 7 p.m., fans are encouraged to wear black and make it the best BLACKOUT the Coors Events Center has ever seen! Plus it's senior night honoring fan favorites Beau Gamble and Ben Mills. On Saturday, the doors will open at 6 a.m. for the morning broadcast hosted by ESPN analysts Rece Davis, Digger Phelps, Jalen Rose and Jay Williams. Admission is FREE for all fans! Live look-ins during the SportsCenter broadcast will start at approximately 7:00 a.m. Need reasons to get up early? Here are a few:

- Free breakfast food, coffee, Kickstart, and other giveaways for students,
- Free Illegal Pete's burrito cards to first 250 students,
- Make your own poster at the Coors Events Center for the broadcast,
- Show off your CU Pride and Passion on National TV,
- A chance to win CU vs. Arizona tickets,
- One lucky student will win \$1,000 and get the chance to make a half-court shot for \$18,000.

TEAM SCORING: CU boasts four players averaging over 11 ppg, including three averaging over 14 a game. It's the first time three players have averaged that many since 1995-96 when four players averaged 14 or more a game.

2013-2014 Team Averages

	CU	ASU
Points	74.5	76.8
Pts. Allowed	69.2	67.6
Scoring Mar.	+5.4	+9.2
Field Goals	24.5	25.9
Field Goal Att.	54.1	56.0
Field Goal Pct.	.452	.463
3-pt FGs	5.6	8.0
3-pt FG Att.	17.1	20.3
3-pt FG Pct.	.327	.392
FTM	20.0	17.0
FT Att.	27.9	24.7
FT Pct.	.719	.689
Off. Rebs.	11.7	8.5
Def. Rebs.	26.3	28.4
Total Rebs.	38.9	37.0
Reb. Margin	+6.9	-1.0
Fouls	17.0	18.7
Turnovers	13.4	11.6
Assists	12.5	14.4
Blocks	3.8	6.3
Steals	6.6	5.3

Current Pac-12 Standings (as of Feb. 17)

	Conf.	Overall
Arizona	10-2	23 -2
UCLA	9-3	20 -5
Arizona State	8-4	19 -6
California	8-4	17 -8
Colorado	8-5	19 -7
Stanford	7-5	16 -8
Utah	6-7	17 -8
Washington	6-7	14-12
Oregon State	5-7	13-11
Oregon	4-8	16 -8
Washington State	2-11	9-16
USC	1-11	10-15

• Arizona was the predicted winner; UCLA (2nd); CU (3rd); Oregon (4th); Cal (5th); Stanford (6th); Arizona State (7th); Washington (8th); Utah (9th); Oregon St. (10th); USC (11th); Washington St. (12th).

• The predicted winner has not won the league the past three years and four of the past five years.

• This is CU's highest preseason placing since they were selected sixth in the Big 12 Conference back in 2003-04.

• Media have correctly picked the Conference winner 12 times in 21 tries.

CU MBB vs. Pac-12 (under Boyle)

Arizona	3-4	.429
Arizona State	2-3	.400
*California	4-2	.667
UCLA	0-4	.000
Oregon	5-1	.833
*Oregon State	5-2	.714
USC	4-0	1.000
Stanford	2-2	.500
Utah	5-1	.830
Washington	2-2	.500
Washington State	4-0	1.000
Totals	36-21	.632

*-includes games in 2010-11

CU MBB vs. Pac-12 (all-time)

Arizona	11-9	.555
Arizona State	4-5	.444
California	11-11	.500
UCLA	1-8	.111
Oregon	8-3	.727
Oregon State	10-4	.714
USC	6-3	.667
Stanford	5-9	.357
Utah	25-16	.600
Washington	8-9	.471
Washington State	5-1	.833
Totals	94-78	.547

TEAM NOTES: Colorado has won 19 games, the 12th time in 113 years of the program to win that many in a season, head coach Tad Boyle owns four-straight • The 19-7 record is the best start for a Boyle-coached team after 26 games and it matches the 1996-97 NCAA team after 26 games • CU is one of five teams in the Pac-12 with eight conference wins and one of four teams with 19 overall wins • CU scored 40 points at the half in each of the last three games, a season-first • CU is an impressive 27-4 under Boyle when having 15 or more assists in a game • CU is 7-0 overall when shooting 50 FG% (4-0 in Pac-12 games) • CU is 6-0 in Pac-12 games in single digits games (11-1 overall) • The Buffs are 59-8 (.881) at the Events Center under the Boyle-coaching staff • Since CU joined the Pac-12, it has played the most one-point games in the conference (7) and are 5-2.

DOUBLE-DOUBLE: Not by the tradition way of points/rebounds, but Askia Booker recorded his first-career double scoring 16 points with 12 assists on Thursday at UCLA. He's the first player since Marcus Hall (10 vs. Baylor, March 13, 2008) • Booker has at least 7 or more assists in three of his last five games • "Ski" is the seventh CU player in school history with at least 12+ assists in a game. Last CU player with that many Jose Winston (15 vs. Coppin State, Jan. 2 2001).

20-POINT SCORERS: In seven of the last nine games (not at Arizona State & at UCLA), each of CU's leading scorers scored at least 20 points • CU has had multiple 20-point scorers in three games this season -- all wins (Oregon, WSU, UW). In 33 games last season and 36 games in 2011-12, CU did not have a pair score 20 in the same game. In 2010-11, it happened eight times (5-3 record).

INDIVIDUAL NOTES: Against Washington, CU had three 20-point scorers in the same game (Johnson-27, Scott-21, Booker-20), a first since Feb. 3, 2007 against Oklahoma State (Kal Bay-21, Dominique Coleman-20, Richard Roby-20) • Jaron Hopkins came off the bench to grab a season-high 10 boards against Washington • Last time CU had two players with 30 or more blocks in a season was 2007-08 (Marcus King-Stockton: 49), Richard Roby: 30). This season: Wesley Gordon: 35 & Josh Scott: 34.

THREE WINS IN FEBRUARY AT HOME : Produced three home wins led by Askia Booker (21.3 ppg., 6.3 apg., 5.7 rpg.): Xavier Johnson (19.3 ppg., 9.7 rpg., 55.9 FG%); Josh Scott (14 ppg., 6.3 rpg., 56 FG%) and a defense that allowed the opponent to shoot 41.6 FG% • CU outscored the opposition 79.3 ppg. to 67.7 ppg. and out-rebounded them 39.3 to 27.3.

ESPN's College Hoops GameDay Targets First Men's Basketball Boulder Stop

BOULDER – The Colorado men's basketball program takes center stage nationally on Saturday, Feb. 22 when ESPN's College GameDay Covered by State Farm makes its first visit to the CU campus.

The widely popular telecast will air in advance of that night's matchup between CU and Arizona. Tipoff is at 7 p.m. MT (ESPN) in the Coors Events Center.

GameDay's first hour begins at 8 a.m. on ESPN, with the program continuing at 9 a.m. on ESPN. A one-hour segment at 6 p.m. on ESPN precedes the Buffaloes-Wildcats tipoff that night.

Rece Davis serves as host for College GameDay. Other regular participants include analysts Jay Bilas, Digger Phelps and Jalen Rose, who collaborate to preview the day's top games and storylines in college hoops.

CU was selected to host GameDay from two "flex pick" options, with ESPN's other choice being the UCLA at Stanford contest, which will now air on either ESPN or ESPN2 at 4 p.m. MT.

Boyle called CU getting the nod over Stanford "huge for the program (and) great for the University of Colorado. It's great for Boulder, it's great for our state. All the eyes in college basketball that day will be focused on Boulder, Colorado."

Boyle also called the selection "a testament to our players, a testament to our fans, a testament to our coaches and how far this program has come. It's something we're really proud of. Now, it's one thing to have (GameDay) here, we've got to play well when they're here, and have a full house, energy...it's imperative we play well between now and then to make sure our fans have something to get excited about."

Boyle is also hoping the announcement of GameDay's provides a "pick-me-up" for his team, which is trying to reestablish its identity after the Dinwiddie-Fletcher losses. "Absolutely," Boyle said. "It can be one of those things our players can look for and anticipate. It'll make them feel good. But it's hard for me to think about that now because we have so much basketball yet to be played. But it's a huge deal for our program. It's a milestone and we need to take advantage of it."

Boyle agreed it is "very hard to measure that kind of exposure," but added his focus now is on "playing to win the next game. Our focus is on trying to get better each day and compete at a high level. Whether that turns into wins . . ."

The Buffs are 3-4 against the Wildcats since joining the Pac-12 in 2011, but still lead the overall series 11-9.

"We've played them tough; they've been great games, whether down there or up here. They've been fun games to watch. The game there last year and the way it ended. I don't know if Arizona considers Colorado a rival, but I know our guys really enjoy the opportunity to play against them. I respect their program; Sean Miller is a heck of a coach. I don't know if there's one rival we have, but Arizona has become a fun game."

2013-2014 COLORADO BASKETBALL ROSTER

No.	Student-Athlete	Pos.	Ht.	Wt.	Cl.	Exp	Hometown (High School/Previous College)
0	Askia Booker	PG	6-2	170	Jr.	2L	Los Angeles, Calif. (Price HS)
1	Wesley Gordon	F	6-9	225	RS-Fr.	1L	Colorado Springs, Colo. (Sierra HS)
2	Xavier Johnson	F	6-7	220	So.	1L	Los Angeles, Calif. (Mater Dei HS)
3	Xavier Talton	G	6-2	180	So.	1L	Sterling, Colo. (Sterling HS)
5	Eli Stalzer	G	6-3	190	So.	1L	Brea, Calif. (Mater Dei HS)
10	Tre'Shaun Fletcher	G/F	6-7	200	Fr.	HS	Tacoma, Wash. (Lincoln HS)
12	Kevin Nelson	G	6-2	185	Jr.	RS	Albuquerque, N.M. (Albuquerque Academy/ Missouri State University-West Plains)
13	Dustin Thomas	F	6-7	220	Fr.	HS	Texarkana, Texas (Pleasant Grove HS)
14	Beau Gamble	G	6-0	180	Sr.	1L	Boulder, Colo. (Fairview HS/Santa Clara)
15	Brett Brady	G	6-1	160	So.	1L	Highlands Ranch, Colo. (Highlands Ranch HS)
23	Jaron Hopkins	G	6-5	190	Fr.	HS	Mesa, Ariz. (Dobson HS)
24	George King	G/F	6-5 ^{1/2}	208	Fr.	HS	San Antonio, Texas (Brennan HS)
25	Spencer Dinwiddie	PG	6-6	200	Jr.	2L	Woodland Hills, Calif. (Taft HS)
32	Ben Mills	C	7-0	230	Sr.	3L	Hartland, Wis. (Arrowhead HS)
40	Josh Scott	F	6-10	245	So.	1L	Monument, Colo. (Lewis-Palmer HS)

Head Coach: Tad Boyle (Kansas '85) - Fourth Year at CU

Associate Head Coach: Jean Prioleau (Fordham '92) - Fourth Year

Assistant Coach/Head Recruiting Coordinator: Mike Rohn (McPherson College '90; Fort Hays State '93) - Fourth Year

Assistant Coach: Rodney Billups (Denver 2005) - Fourth Year

Director of BB/Video Operations: Bill Cartun (Bates College 2005; Connecticut 2007) - Fourth Year

Director of Player Development: Sean Kearney (Scranton '81) - First Year

Athletic Trainer: Rawley Klingsmith (Northern Colorado 2000; Oregon 2002) - First Year

Director of Basketball Strength & Conditioning: James Hardy (Christopher Newport 2003; Auburn 2006) - Seventh Year

**CU PERCENTAGES without Dinwiddie & Fletcher
in Lineup (2013-2014 season)**

Category	Total	Dinwiddie	Fletcher	'13-14 Team	%Remaining
Points	1296	250	56	990	76.4%
Rebounding	664	52	29	583	87.8%
Assists	207	64	4	139	67.1%
Steals	112	26	4	83	74.1%
Blocks	59	4	4	51	86.4%
Field Goals	413	61	20	332	80.4%
FG Attempts	921	131	46	744	80.8%
3-pt. Made	92	26	5	61	66.3%
3-pt. Attempts	299	63	25	211	78.9%
FT Made	378	102	11	265	70.1%
FT Attempts	519	119	17	383	73.8%
Off. Rebounds	214	8	12	194	90.7%
Def. Rebounds	450	44	17	389	86.4%

WHO ON THE TEAM DOES WHAT ...

Bench: Josh benches 267lb; He benches 185lb 17 times
(Last year, he benched 185 only 7 times)

Squats: Josh: 433 (team all-time high is Austin Dufault 444)

Approach Vertical: Askia is 42.5

Standing Vertical: Xavier is 34.5

Biggest Shoe Size: George - 16

Smallest shoe size: Beau - 10.5

Tallest: Ben Mills 7-0

Shortest: Beau 6-0

Heaviest: Josh 245

Lightest: Askia 170

Oldest: Kevin 23 years old

Youngest: Dustin 18 years old

Most credit hours (spring semester): Ben Mills,
Beau Gamble (13 credits).

Madden Football Champion: Spencer

SINCE 1986-87 (when 3-Pt. FG Established): Entering this season, no CU team has kept the opposition from averaging in the 60's three-straight seasons since the inception of the 3-point play. So far, the CU defense is holding the opposition to 69.2 points per game. Last year, it was 63.6 ppg., and in 2011-12, the opponent averaged 63.0 ppg. The Buffs can match the 1978-79 (66.9), 1979-80 (67.3), 1980-81 (64.5).

COLORADO TRIO: For the first time since the 1995-96 season (Jan. 2), three Colorado student-athletes were in the starting lineup against Washington State. Josh Scott (Monument), Wesley Gordon (Colo. Springs) and Xavier Talton (Sterling) started in the 68-63 win over the Cougars. Eighteen years ago, Chauncey Billups (Denver), Fred Edmonds (Denver) and Ted Kritza (Colo. Springs) started at Washington (Huskies won 76-68). Kritza is the older brother of CU volleyball head coach Liz Kritza.

INSIDE THE NUMBERS: Under the Boyle staff at the Events Center, the Buffs are 49-1 when outrebounding the opponent (last year outrebounded Arizona State, 41-26, OT loss) • CU is 30-1 when the opponent shoots under 40 FG% (UCLA this season) • CU is an incredible 26-0 at home when out-rebounding the opponent AND holding opponent

OVER THE YEARS WITH CU: Here's a look at CU basketball over the last 17 years with each head coach at the helm in Pac-12 & Big 12 play (all games stats listed). Bold indicates the best stat. Of the six categories, coach Boyle owns four of them.

TAD BOYLE

Years	PPG	FG %	3-Pt.%	FT%	To	W's
2013-14	74.5	.452	.327	.719	13.4	19
2012-13	67.6	.433	.344	.686	13.3	21
2011-12	67.5	.446	.348	.691	13.0	24
2010-11	80.1	.475	.374	.778	11.6	24

JEFF BZDELIK

Years	PPG	FG %	3-Pt.%	FT%	To	W's
2009-10	74.6	.473	.388	.766	13.2	15
2008-09	62.9	.454	.346	.731	14.1	9
2007-08	62.4	.451	.343	.684	13.4	12

RICARDO PATTON

Years	PPG	FG %	3-Pt.%	FT%	To	W's
2006-07	69.1	.417	.313	.655	17.5	7
2005-06	76.8	.434	.342	.646	14.0	20
2004-05	71.6	.435	.353	.629	14.4	14
2003-04	74.2	.464	.372	.621	14.6	18
2002-03	75.2	.443	.326	.669	14.0	20
2001-02	79.7	.453	.357	.677	17.0	15
2000-01	80.6	.460	.359	.715	16.5	15
1999-00	75.2	.426	.339	.686	14.3	18
1998-99	73.1	.414	.344	.702	14.7	18
1997-98	71.4	.404	.346	.688	14.3	13
1996-97	73.1	.420	.362	.681	13.9	22

under 40 FG% • Overall (all games), CU is 37-2 out-rebounding and holding opponent under 40 FG%.

WITHOUT SPENCER IN THE LINEUP:

Over the last nine games, the Buffs are 5-4 in full games without their former leading scorer • CU is averaging 71.3 ppg., shooting 46.0 FG%, while the opponent is shooting 42.6 FG% • Four of the losses are an average of 16.0 ppg. (all by double-digits); five wins by an average of 13.0 (three single-digit wins/two 20+pt. blowouts).

• Askia Booker leads in scoring 17.0 ppg., 6.0 apg.; Josh Scott 16.0 ppg., 7.3 rpg., 55.1 FG%), Xavier Johnson (15.2 ppg., 6.4 rpg.); and Wesley Gordon (4.9 ppg., 6.3 rpg., 1.9 bpk.) have contributed in a number of categories • CU is outrebounding the opponent: 35.8-to-32.3 • Booker has led the team in assists the last 8 games • Three different leading scorers: Johnson (four times), Scott (three times), Booker (twice).

SHOOTING 3'S: Spencer Dinwiddie not only led the team in scoring, assists, steals, FT%, he was also the leader beyond the 3-point arc (26-of-63, 41.3). The rest of the team is now 119-of-381 for a 31.2 percentage.

COACH BOYLE: Coach Boyle's winning percentage (.662) is the best of any CU head coach in men's hoops history (min. 2 years) • First CU MBB coach to guide the team to three-straight 20+ winning seasons • 88 victories over the last four years, most wins in any four-year span in school history (88-45 record).

MBB MISCELLANEOUS: CU is 15-4 when the game is a home sellout • CU is 13-5 when committing single-digit turnovers over the last four years (CU has performed single-digit turnovers five times this season) • CU has made at least one three-pointer in 392-straight games (dating back to Jan. 19, 2002).

TEAM TRENDS: CU has allowed opponent to shoot below 39 percent 10 times this season, five times in Pac-12 play (Washington, USC, UCLA, Oregon State, at USC) • In four years, Tad Boyle and the Buffs are 15-3 in games when a home win follows a road OR neutral court loss • CU is 15-2 out-rebounding the opponent and 69-12 in that category in the coach Boyle era • 14-2 when leading at half (63-12 overall); 7-1 when grabbing 40+ rebounds (32-6); 8-1 when having fewer turnovers than opponent (46-12 overall).

CU All-Time in AP Polls

- CU is not ranked this week.
- Ranked this year six-straight weeks.
- Highest ranking this season #15.
- CU was ranked in the Coaches' Poll 5-straight weeks (No. 17 the highest).
- CU has been ranked in 34 polls all-time.
- A top 10 ranking nine times.
- Highest ranking was No. 6, Dec. 18, 1963, the third poll of that season.
- Consecutive weeks ranked: 10 – last 7 polls of 1969, first three of 1970; in one season - 8; last 8 polls of the 1997 season.
- Most times ranked in one season – 8 in 1997; 7 in 1969; 6 in 1963.
- The AP poll was 20 teams from 1949-60, 10 teams from 1961-68 and back to 20 from 1969-1989, then 25 since 1990.

Season Poll# Date Rank

1953	2	Dec. 23	18
1955	Final	Mar. 8	15
1961	2	Dec. 20	15
1962	10	Feb. 20	9
1962	11	Feb. 27	9
1962	Final	Mar. 13	9
1963	2	Dec. 11	8
1963	3	Dec. 18	6
1963	9	Jan. 29	8
1963	10	Feb. 5	7
1963	11	Feb. 12	7
1963	Final	Mar. 12	10
1969	7	Jan. 14	20
1969	8	Jan. 21	17
1969	9	Jan. 28	17
1969	10	Feb. 4	20
1969	11	Feb. 11	14
1969	12	Feb. 18	18
1969	Final	Mar. 4	18
1970	Pre	N/A	10
1970	1	Dec. 9	17
1970	2	Dec. 16	16
1970	4	Dec. 30	20
1997	10	Jan. 21	18
1997	11	Jan. 28	18
1997	12	Feb. 4	15
1997	13	Feb. 11	15
1997	14	Feb. 18	21
1997	15	Feb. 25	19
1997	16	Mar. 4	18
1997	Final	Mar. 11	24
2012	3	Nov. 19	23
2012	4	Nov. 26	19
2013	6	Dec. 9	21
2013	7	Dec. 16	20
2013	8	Dec. 23	21
2013	9	Dec. 30	20
2014	10	Jan. 6	15

#0 Askia Booker • Los Angeles, Calif. (Price HS)
Guard • 6-2 • 170 • Jr. • 2L

- Communication major; interested in creative writing.
- Averaging 6.0 apg in 9 games (54 total) w/ out Dinwiddie.
- First career double-double (16 pts., 12 assts.) at UCLA.
- First career back-to-back game 20-point games (WSU & UW).
- Led CU in assists last eight games in a row (6.5 apg.).
- 3rd in ppg. (14.4); 1st in assists (90), steals (38), treys (35).
- 31st player with over 1,000 career points (1,102: 24th place).
- Pac-12: 16.2 ppg., 4.9 apg., 4.2 rpg., 1.7 spg.
- Career-high five 3-pointers against UCLA (Jan. 16).
- Career-best 5 steals at Arizona State (Jan. 25).
- Career: No. 18 in minutes (2,580); No. 22 assists (210).
- 30-footer at buzzer to beat No. 6/6 Kansas (Dec. 7) at CU.
- Pac-12 Player of the Week (Jan. 6 & Dec. 9).
- Career-high 27 points in home win vs. Oregon (Jan. 5).
- Iced the win at CSU with two FTs with three seconds to play.

#1 Wesley Gordon • Colorado Springs, Colo. (Sierra HS)
Forward • 6-9 • 225 • RS-Fr.

- Anthropology major – cultural anthropology is his focus.
- Had second longest rebounding streak in Pac-12 w/ 6+ 9 times.
- Has at least one block in 9 of 11 Pac-12 games (zero vs. Utah, USC).
- Second in rebounding (6.4); fifth in scoring (6.3 ppg.).
- Leads all Pac-12 freshmen in blocks (35); 2nd in rebounding(6.4).
- Leads CU in blocks (35, 1.6 bpg) • 10 games w/ at least 2+ blocks.
- Started all 21 games he has played in, missed 4 games w/ injury.
- First career double-double at UW: 13 rbs., 11 pts., 4 blocks.
- Only Josh Scott (76) has more offensive rebounds (57).
- 17 games w/ 6+ rebounds • 4 games w/ 3+ blocks.
- Redshirt-freshman in 2013-14 (four years of eligibility).

#2 Xavier Johnson • Los Angeles, Calif. (Mater Dei HS)
Forward • 6-7 • 220 • So. • 1L

- Double major: ethnic studies and communication.
- Career-high 27 points, team-best 10 FGs made (Washington).
- Two double-doubles in last five games (UW & Utah).
- Last 5 games: 18.4 ppg., 8.4 rpg., 30-of-57 (52.6 FG%).
- Pac-12 games: 13 starts; 14.1 ppg., 6.4 rpg.
- Third time in the last four games over 20 points.
- Four in the last 5 games with at least 6 or more FGs made.
- Four times this season (7th career) has led Buffs in scoring.
- t-2nd in 3-pointers (26) • 17 games with 10+ points.

#3 Xavier Talton • Sterling, Colo. (Sterling HS)
Guard • 6-2 • 180 • So. • 1L

- Double major: marketing and sociology.
- Last five games: leads team in 3-pointers (12); 61.5 FG%
- 10+ points, two-straight games; tied career-high 14 points at USC.
- Career-high 7 rebounds at USC.
- 19 treys this season (made just 6 last year).
- Career-best 14 pts. vs. Utah; career-best 4 treys, 2 blocks vs. Utes.
- Season-high 17.4 minutes off the bench (7.3 mpg. last year).

#5 Eli Stalzer • Brea, Calif. (Mater Dei HS)
Guard • 6-3 • 190 • So. • 1L

- Accepted into CU's College of Music (Oct. 2012).
- College major is music (is a pianist) • 18 games played.
- Scored a season-best 4 points w/ 1 steal, 1 assist vs. Utah (Feb. 1).

#10 Tre'Shaun Fletcher • Tacoma, Wash. (Lincoln HS)
Guard/Forward • 6-7 • 200 • Fr. • HS

- Knee injury at Washington (Jan. 12); rehabbing daily.
- Open Option major in CU's College of Arts and Sciences.
- First CU MBB SA from Washington state since the 1999-2000.
- 10.2 mpg.; Season-best 9 points vs. Arkansas State (Nov. 18).
- Four games with seven or more points in a game.

#12 Kevin Nelson • Albuquerque, N.M. (Albuquerque Acad.)
Guard • 6-2 • 185 • Jr.-RS

- Finance major • Missed 2012-13 season with broken right ankle.
- Played in eight games this season • Sr. in classroom; Jr. on court.

#13 Dustin Thomas • Texarkana, Texas (Pleasant Grove HS)
Forward • 6-7 • 220 • Fr. • HS

- Open Option major in CU's College of Arts and Sciences.
- Started last 3 games: 3.3 ppg., 3.7 rpg.; season-best 27 mins. at UCLA
- Second youngest player in the Pac-12 Conference (MBB).
- 26 games (14.7 mpg., 3.6 ppg., 2.6 rpg.) • 3+ boards in 14 games.
- Season-best 13 points vs. Jackson State (Nov. 16).

#14 Beau Gamble • Boulder, Colo. (Fairview HS)
Guard • 6-0 • 180 • Sr. • 1L

- Communication major • Seven games played this season.
- Toured Lithuania with Athletes in Action during the summer.

#23 Jaron Hopkins • Mesa, Ariz. (Dobson HS)
Guard • 6-5 • 190 • Fr. • HS

- Open Option major in College of Arts & Sciences.
- Tied for team honors with 10 rebounds in home vs. UW (Feb. 9).
- 9 starts this season: 4.8 ppg., 2.7 rpg., 1.1 apg., 0.8 spg.
- Season-best 13 points (10 at first half) in home win vs. Oregon State.
- Scored 10 first half points at USC.
- Season-best four assists and three steals at USC.
- 10 points, season-high 2 steals in home win against USC (Jan. 18).
- Against Oregon State: 13 pts. on 5-of-8 FG, 2 treys.

#24 George King • San Antonio, Texas (Brennan HS)
Guard/Forward • 6-5 1/2 • 208 • Fr. • HS

- College major is psychology • Played in 24 of 26 games.
- 5 points, 3 assists, 16 minutes against USC (Jan. 18).
- Season-best 11 points vs. Arkansas State; 7 boards vs. Jackson St.

#25 Spencer Dinwiddie • Woodland Hills, Calif. (Taft HS)
Guard • 6-6 • 200 • Jr. • 2L

- Will miss the rest of the 2013-14 season with ACL injury.
- Communication major; interested in broadcasting.
- 30th player in school history with 1,000 points (1,115: 23rd place).
- Team leader: scoring (14.7 ppg.), assists (3.1 apg.), steals (1.5).
- Tied career-high seven assists in wins over Oregon, Elon & Kansas.
- Scoring double-digits 13 of 17 games this season.
- Led CU in assists 11 times, steals 8 times, scoring 6 times.
- Top-50 Watch Lists: Cousy, Naismith, Wooden.
- Only Pac-12 player on World University Games summer roster.

#32 Ben Mills • Hartland, Wis. (Arrowhead HS)
Center • 7-0 • 230 • Sr. • 3L

- College major is English with an emphasis in creative writing.
- Enjoys writing fiction short stories • Events Center fan favorite.
- Scored a key four points, three rebounds in home win vs. Kansas.
- 18 games played (1.3 ppg., 1.0 rpg.) • Career-high 5 boards vs. USC.

#40 Josh Scott • Monument, Colo. (Lewis-Palmer HS)
Forward • 6-10 • 245 • So. • 1L

- College major is psychology (an education major).
- 3rd Pac-12 double-doubles (10); 4 doubles in Pac-12 play (3rd).
- Pac-12 games only: 55.1 FG%; 15.8 ppg., 7.9 rpg.
- Shot 50+ FG% in 17 games; 12 games over 60 FG%.
- Shooting a team-best 55.0 FG% • 2nd in team scoring (14.5 ppg.).
- Surpassed freshman rebound total: last year: 178; this year: 223).
- Led team in rebounding 17 of 26 games (5 shared).
- Led team scoring 10 times (1 shared); 7 games w/ at least 3 blocks.
- Second on the team with 34 blocks.
- 26th nationally with 10 double-doubles.
- 40th nationally rebounds (223) • 57th nationally rebounding (8.6).

FREE THROW SHOOTING: Career percentages at the charity stripe with under 5 and 2 minutes (and overtime) to play for the current players on the roster.

5:00-2:01

Stalzer	3-of-4	100%
Scott	12-of-14	85.7%
Booker	26-of-31	84.0%
Dinwiddie	53-of-69	76.8%
Johnson	8-of-11	72.7%
Mills	2-of-3	66.7%
Talton	5-of-9	62.5%
Gordon	1-of-2	50.0%
Thomas	1-of-2	50.0%
Hopkins	0-of-6	0.0%
Fletcher	0-of-1	0.0%

2:00-0:00

Fletcher	2-of-2	100%
Dinwiddie	89-of-105	84.8%
Booker	34-of-50	68.0%
Gordon	4-of-6	66.7%
Scott	10-of-16	62.5%
Talton	8-of-13	61.5%
Mills	3-of-5	60.0%
King	3-of-6	50.0%
Stalzer	2-of-4	50.0%
Thomas	1-of-2	50.0%
Johnson	11-of-23	47.8%
Gamble	0-of-2	0.0%

OT 5:00-2:01

Dinwiddie	4-of-4	100%
Scott	1-of-1	100%
Johnson	3-of-6	50%

OT 2:00-0:00

Booker	12-of-14	86.0%
Dinwiddie	3-of-6	50.0%
Johnson	1-of-2	50.0%

Combined Total

Dinwiddie	149-183	81.4%
Booker	72-of-96	75.0%
Stalzer	5-of-8	75.0%
Scott	23-of-31	74.2%
Fletcher	2-of-3	66.7%
Gordon	5-of-8	62.5%
Mills	5-of-8	62.5%
Talton	13-of-21	61.9%
Johnson	23-of-42	54.8%
King	3-for-6	50.0%
Thomas	2-of-4	50.0%
Gamble	0-of-2	0.0%
Hopkins	0-of-6	0.0%

BUFFS PRIMETIME: For the third straight year, the Buffaloes Primetime Radio Show will be at Carelli's of Boulder, located at 645 30th Street. Buffs PrimeTime is hosted by Mark Johnson every Tuesday night at Carelli's beginning at 7 p.m.. The show can be heard on 850 KOA and streamed live at 850KOA.com. Fans are welcome to attend and be part of the studio audience. Head Coach Tad Boyle and one men's player will be in attendance to talk about the season.

NATIONALLY RANKED OPPONENTS: CU is 11-13 against nationally ranked opponents and 5-7 against the nation's Top-10 under Boyle • CU has defeated a nationally ranked opponent at least once since 2010-11 • CU is 2-4 against ranked opponents this season.

SPENCER DINWIDDIE: The 6-6 junior's 2013-14 season is over, ended by an ACL injury that will require surgery when swelling subsides in his left knee (surgery was Monday, Jan. 20). The injury was suffered in the first half at Washington. Dinwiddie is CU's Mr. Everything leading the Buffs in scoring (14.7 ppg.), assists (6.4, 3.8 avg.) and steals (2.6, 1.5 spg.). He also leads in free throw shooting (.857). In the history book, Dinwiddie ranks in a number of categories: No. 3 in FT% (420-of-506, .830) • No. 4 in 3-FG% (115-of-298, .386) • t-No. 11 in game starts (86: has started all 86 career games) • No. 17 in minutes (2,590) • No 20 in assists (227) • No. 23 in scoring (1,115 pts).

COACH BOYLE/RONALD MCDONALD HOUSE: The "Infiniti Coaches' Charity Challenge," and it is an on-line voting contest of 48 NCAA basketball coaches who compete against one another over a 10-week period to raise money for their designated charity.

CU head coach Tad Boyle is a part of the promotion and has selected Ronald McDonald House Charities of Denver as his charity of choice. Based on how far he advances in the Tournament, Ronald McDonald House can make between \$1,000 and \$100,000!

Here's where we need your help...Voting for the first round has ended. To help Coach Boyle through to the third round, please vote today at www.espn.com/infiniti. And then, vote again every day until Jan. 26. (Hint: Set a reminder in your Outlook Calendar or SmartPhone so you won't forget!).

Tad Boyle Career Record in Close Games (four years at Colorado)

Single-Digit Games (1-9 pts.): 43-22

2013-14: 11-1

Home: 8-0

Away: 3-0

Neutral: 0-1

2012-13: 11-8

Home: 3-3

Away: 5-4

Neutral: 3-1

2011-12: 11-4

Home: 6-0

Away: 2-3

Neutral: 3-1

2010-11: 10-9

Home: 6-2

Away: 2-5

Neutral: 2-2

1-5 Point Games Overall: 25-11

Home: 12-3

Away: 7-6

Neutral: 6-2

1-Point Margin: 5-3

Home: 2-0

Away: 2-2

Neutral: 1-1

2-Point Margin: 7-1

Home: 3-0

Away: 1-1

Neutral: 3-0

3-Point Margin: 3-3

Home: 1-2

Away: 2-1

4-Point Margin: 4-2

Home: 2-1

Away: 1-1

Neutral: 1-0

5-Point Margin: 6-2

Home: 4-0

Away: 1-1

Neutral: 1-1

OT Games: 5-4

Home: 2-2

Away: 2-2

Double-OT Games: 1-0

Home: 1-0

2013-14 Pac-12 (Feb. 17)			NL Stats (Feb. 17)			
Category/Name	All Games		Pac-12		National	
	Rank	Stat	RK	Stat	RK	Stat
Scoring Offense	8th	74.5	7th	72.5	92	74.5
Scoring Defense	7th	69.2	7th	71.6	146	69.2
Scoring Margin	8th	+5.4	8th	+0.0	97	+5.4
Field Goal %	9th	.452	5th	.449	123	.452
Field Goal % Defense	7th	.427	5th	.428	122	.427
Free Throw %	6th	.719	7th	.709	102	.719
3-Point Field Goal %	11th	.327	9th	.332	232	.327
3-Point FG Pct. Defense	12th	.375	12th	.393	308	.375
Rebounding Offense	3rd	37.9	3rd	35.9	-	-
Rebounding Defense	2nd	31.0	2nd	32.6	-	-
Rebounding Margin	2nd	+6.9	2nd	+3.3	11	8.1
Blocked Shots	8th	3.8	2nd	4.7	158	3.8
Assists	11th	12.5	9th	11.9	204	12.5
Steals	4th	6.6	4th	6.1	125	6.6
Turnover Margin	10th	-0.4	10th	-1.5	210	-0.4
Assist/Turnover Ratio	10th	0.9	10th	0.9	241	0.93
Offensive Rebounds	2nd	11.7	4th	10.7	-	-
Defensive Rebounds	5th	26.3	6th	25.2	-	-
Defensive Rebound %	2nd	.739	7th	.705	-	-
Offensive Rebound %	2nd	.349	3rd	.326	-	-
3-Point FG Made	10th	5.6	10th	5.2	237	5.6
Individuals						
Scoring						
Josh Scott	15th	14.5	13th	15.8	-	-
Askia Booker	16th	14.4	11th	16.4	-	-
Xavier Johnson	25th	12.0	16th	14.1	-	-
Rebounding						
Josh Scott	5th	8.6	8th	7.9	57	8.6
Wesley Gordon	16th	6.4	13th	6.5	-	-
Xavier Johnson	19th	6.1	17th	6.4	-	-
FG%						
Josh Scott	9th	.550	4th	.551	-	-
Xavier Johnson	-	-	13th	.488	-	-
3-POINT FG%						
Xavier Talton	-	-	t-6th	.448	-	-
Xavier Johnson	-	-	15th	.390	-	-
FT%						
Josh Scott	10th	.803	t-12th	.803	189	.803
Askia Booker	8th	.807	9th	.815	178	.807
Assists						
Askia Booker	13th	3.5	4th	4.9	-	-
Blocks						
Wesley Gordon	5th	1.6	t-2nd	2.0	115	1.59
Josh Scott	7th	1.3	4th	1.8	182	1.31
Steals						
Askia Booker	6th	1.5	7th	1.7	184	1.46
Assist-Turnover Ratio						
Askia Booker	8th	1.4	8th	1.7	-	-
Offensive Rebounds						
Josh Scott	2nd	2.9	5th	2.5	-	-
Wesley Gordon	6th	2.6	1st	3.1	-	-
Xavier Johnson	-	-	t-13th	1.9	-	-
Defensive Rebounds						
Josh Scott	9th	5.7	9th	5.4	-	-
Double-Doubles						
Josh Scott	3rd	10	3rd	4	26th	10

BOYLE TO TEAM WITH COL-LEAGUES TO SUPPORT COACHES VS. CANCER

Head coach Tad Boyle is scheduled to team with coaches from around the nation during the seventh annual Coaches vs. Cancer Las Vegas Golf Classic at MGM Grand Hotel and Casino on the Las Vegas Strip, May 18-20. Since its inception, the event has netted nearly \$1.5 million to directly benefit the American Cancer Society's effort to finish the fight against cancer. Coaches vs. Cancer is a partnership between the American Cancer Society and the National Association of Basketball Coaches.

HAWAII NEXT SEASON: The CU men's team will be

one of eight teams playing at the 2014 Hawaiian Airlines Diamond Head Classic at the Stan Sheriff Center in Honolulu, Hawai'i next Christmas. Dates are to be determined. The field for the sixth annual event also includes George Washington, Nebraska, Ohio, Wichita State and tournament host Hawai'i. Two more teams will be announced at a later date to round out the eight-team field. The Hawaiian Airlines Diamond Head Classic, an eight-team men's college basketball tournament.

Winning Streaks (in a single season)

- 14* Dec. 27, 1941-Feb. 28, 1942
- 12** Dec. 30, 1961-Feb. 26, 1962
- 12^ Jan. 13, 1939-Mar. 15, 1939
- 10 Nov. 10-Dec. 13, 2013**
- 10 Dec. 22, 1944-Feb. 8, 1945

*-NCAA Final Four Season **-NCAA Season ^-NCAA/NIT Season (CU was first school invited to both post-season tournaments; only 12 schools have performed this feat).

BUFFS IN THE NBA: For the second time in as many years, CU has four former basketball players on opening day NBA rosters in 2013 (Chauncey Billups, Pistons; Alec Burks, Jazz; Chris Copeland, Pacers; Andre Roberson, Thunder).

CU Career Rankings

Scoring

- 21. Jamahl Mosley 1997-01 1,171
- 22. Burdette Haldorson 1952-55 1,125
- 23. **Spencer Dinwiddie 2011-pre. 1,115**
- 24. **Askia Booker 2011-pre. 1,102**

Assists

- 17. Jay Sferra 1973-77 242
- 18. Howard Frier 1994-98 231
- 19. Lynn Baker 1963-67 229
- 20. **Spencer Dinwiddie 2011-pre. 227**
- 21. Michael Lee 1984-88 213
- 22. **Askia Booker 2011-pre. 210**

Minutes

- 16. Mike Reid, 1982-86 2,699
- 17. **Spencer Dinwiddie 2011-pre. 2,590**
- 18. **Askia Booker, 2011-pre. 2,580**

Game Starts

- 11. **Spencer Dinwiddie 2011-pre. 86**
- Will Smith 1996-00 86

2013-2014 Game Leaders & Career Scoring Double-Digits

	'13-14	Career
Spencer Dinwiddie	13	60
Askia Booker	22	58
Josh Scott	23	39
Xavier Johnson	17	29
Jaron Hopkins	6	6
Wesley Gordon	5	5
Xavier Talton	4	4
George King	2	2
Dustin Thomas	1	1

Double-Digit Rebounding Games

	'13-14	Career
Josh Scott	10	15
Xavier Johnson	3	6
Wesley Gordon	3	3
Jaron Hopkins	1	1

Double-Doubles

	'13-14	Career
Josh Scott	10	12
Xavier Johnson	2	4
A. Booker/W. Gordon	1	1

20-Point Games

	'13-14	Career
Spencer Dinwiddie	3	11
Josh Scott	6	8
Askia Booker	4	6
Xavier Johnson	4	5

Led in Scoring

	'13-14	Career
Spencer Dinwiddie	6	30
Askia Booker	7	22
Josh Scott	11	16
Xavier Johnson	4	7
Jaron Hopkins	1	1

Reb. Leaders

	'13-14	Career
Josh Scott	17	22
Xavier Johnson	5	8
Wesley Gordon	5	5
Jaron Hopkins/George King	1	1
Askia Booker	1	2
Spencer Dinwiddie	-	1

Assist Leaders

	'13-14	Career
Spencer Dinwiddie	11	38
Askia Booker	13	28
Xavier Talton	3	5
Jaron Hopkins/X. Johnson	2	2
Wesley Gordon	1	1
Josh Scott	-	1

Steal Leaders

	'13-14	Career
Spencer Dinwiddie	8	25
Askia Booker	11	25
Jaron Hopkins	8	8
Josh Scott	6	9
Xavier Johnson	5	6
Xavier Talton	3	3
Wesley Gordon	2	2
Stalzer/Fletcher/King	1	2
Dustin Thomas	1	1
Ben Mills	-	1

Block Leaders

	'13-14	Career
Josh Scott	13	21
Spencer Dinwiddie	3	13
Wesley Gordon	11	11
Xavier Johnson	4	10
Tre'Shaun Fletcher	3	3
Xavier Talton	2	2
Dustin Thomas	1	1

Career Games

	Starts	Career Gm
Spencer Dinwiddie	86	86
Askia Booker	60	94
Xavier Talton	4	58
Josh Scott	56	57
Xavier Johnson	42	57
Ben Mills	-	52
Eli Stalzer	-	43
Jaron Hopkins	9	26
Dustin Thomas	3	26
Wesley Gordon	21	22
George King	-	24
Tre'Shaun Fletcher	-	17
Beau Gamble	-	12

THE LAST TIME ...

20-Point Scorer: 20, Xavier Johnson at USC, Feb. 16, 2014

30-Point Scorer: 33, Alec Burks, vs. Texas, Feb. 26, 2011

40-Point Scorer: 42, Jaquay Walls, Iowa State (ot), Feb. 19, 2000

Two 20-point Scorers in Same Game: vs. WSU: Askia Booker (26), Xavier Johnson (20), Feb. 5, 2014

Three 20-point Scorers in Same Game: Xavier Johnson (27), Josh Scott (21), Askia Booker (20) vs. Washington, Feb. 9, 2014

Five Double-Figure Scorers in Same Game: at USC, Feb. 16, 2014: Xavier Johnson (20), Askia Booker (18), Josh Scott (17), Xavier Talton (14), Jaron Hopkins (10).

Six/Seven Double-Figure Scorers in Same Game: vs. Jackson State, Nov. 16, 2013: Askia Booker (15), Xavier Talton (13), Dustin Thomas (13), Jaron Hopkins (12), Spencer Dinwiddie (11), Josh Scott (11), Wesley Gordon (10).

Double-Double Performance: Askia Booker (16 pts., 12 assists) at UCLA, Feb. 13, 2014

Xavier Johnson (27 pts., 10 rebs) vs. Washington, Feb. 9, 2014

Triple-Double Performance: David Harrison (20 points, 10 rebounds, 11 blocks), Nebraska, Mar. 8, 2003

Player with 20 or More Rebounds: 21, Stephane Pelle, Stetson, Nov. 24, 2002; 20, Andre Roberson, Stanford, Jan. 27, 2013; 20, Andre Roberson at Fresno State, Dec. 12, 2012

Player with 15 or More Rebounds: 15, Xavier Johnson vs. Elon, Dec. 13, 2013;

15, Andre Roberson, Arizona State, Feb. 16, 2013

Player with 10 or More Rebounds: 10, Jaron Hopkins & Xavier Johnson vs. Washington, Feb. 9, 2014

Last Pair with 15+ rebounds in same game: Andre Roberson (15)/Alec Burks (15) vs. Iowa State (Mar. 9, 2011, at Kansas City); Cliff Meely (21) and Mike Colman (15) vs. Missouri, Mar. 8, 1969

Player with 10 or More Assists: 12, Askia Booker at UCLA, Feb. 13, 2014

Player with Five or More Steals: 6, Spencer Dinwiddie vs. Jackson State, Nov. 16, 2013

6, Alec Burks vs. Yale, Dec. 29, 2009; 5, Askia Booker at Arizona State, Jan. 25, 2014

Player with Six or More Three-Point FGs Made: 6, Levi Knutson, at Kansas State (Jan. 12, 2011) and vs. Oregon State (Dec. 4, 2010)

Player with Five or More Blocked Shots: 7, Andre Roberson, Oregon, Feb. 4, 2012

Scored 100+Points, Team: 100, Oregon (91), Jan. 5, 2014

Scored under 49 Points, Team: 49 vs. Illinois (57), Mar. 22, 2013

Scored under 39 Points, Team: 35, vs. Texas (78), Kansas City, Mo., Mar. 10, 2000

Shot 60.0 Percent or Better from the Field, Team: 66.7, Northern Arizona, Dec. 21, 2012

Shot Under 35.0 Percent from the Field, Team: 33.3 vs. Baylor, Nov. 8, 2013; vs. Illinois, Mar. 22, 2013

Made 30 or More Free Throws, Team: 34, vs. Oklahoma State, Jan. 15, 2011;

33 vs. Oregon, Jan. 5, 2014

Made 10 or more Three-Point Field Goals, Team: 12 vs. Utah, Dec. 31, 2011

Had 50 or More Rebounds, Team: 52 vs. Hartford, Dec. 29, 2012; 51 at USC, Jan. 26, 2012

Had 25 or more Assists, Team: 27 vs. Cal State Northridge, Dec. 22, 2009

Had 15 or More Steals, Team: 19, vs. Savannah State, Jan. 3, 2006; 15 vs. USC, Jan. 10, 2013

Had 10 or More Blocked Shots, Team: 10, vs. Pepperdine, Dec. 4, 2006

Had Fewer than 7 Turnovers, Team Since 2005 (Coach Boyle teams are indented)

4, at Iowa St., Jan. 30, 2010 (L, 63-64);

5, vs. California, Feb. 26, 2012 (W, 70-57); 5, vs. California, Mar. 18, 2011 (W, 89-72);

5, vs. Nebraska, Mar. 5, 2011 (W, 67-57);

5, vs. Baylor, Jan. 12, 2010 (W, 78-71);

5, vs. Utah, Dec. 7, 2005 (W, 76-52);

6 at Washington State, Jan. 8, 2014 (W, 71-70, ot);

6, vs. Stanford, Feb. 23, 2012 (L, 50-74); 6, vs. Arizona, Jan. 21, 2012 (W, 64-63)

6, vs. Kansas, Jan. 25, 2011 (L, 78-82);

6, vs. Baylor, Nov. 8, 2013 (60-72); at California, Mar. 2, 2013 (L, 46-62);

6 vs. San Francisco, Dec. 1, 2009 (W, 78-54).

7, vs. Oregon State, Jan. 2, 2014 (W, 64-58) 7, vs. Colorado State, Dec. 5, 2012 (W, 70-61);

7, vs. Oregon, Mar. 8, 2012 (W, 63-62)

CU RECORD WHEN...	2014 '13-14		2013 '12-13		2012 '11-12		2011 '10-11	
	Pac-12	All	Pac-12	All	Pac-12	All	Big 12	All
Leading at halftime:	6-2	14-2	8-3	16-4	13-2	19-3	4-2	17-3
Trailing at halftime:	2-3	5-5	3-6	5-8	2-5	5-8	5-7	6-9
Tied at halftime	-	-	-	-	-	-	1-0	1-1
Shoot 50-59 percent:	4-0	7-0	3-1	6-1	2-1	5-1	4-0	11-0
Shoot lower than 49.9%:	2-2	10-4	6-3	10-4	10-3	16-8	5-9	13-12
Shoot lower than 39.9%:	2-3	2-4	2-5	5-7	3-3	3-3		
Higher % than oppt.:	7-1	15-1	9-2	19-3	14-1	23-2	8-1	19-1
Lower % than oppt.:	1-4	4-6	2-7	2-9	1-6	1-10	2-8	5-12
Score 40-49 points:	-	-	1-1	1-2	-	-	-	-
Score 50-59 points:	0-4	0-4	1-4	2-5	4-3	4-5	1-0	1-0
Score 60-69 points:	2-0	4-1	3-2	5-3	4-4	5-5	1-4	1-5
Score 70-79 points:	2-1	5-2	5-1	7-1	6-0	10-1	4-3	5-5
Score 80-89 points:	2-0	5-0	1-1	5-1	2-1	4-1	2-1	10-2
Score 90-99 points:	1-0	4-0	-	1-0	-	1-0	2-1	6-1
Score 100+	1-0	1-0	-	-	-	-	-	1-0
More rebounds than oppt:	6-1	15-2	10-7	18-6	10-1	17-2	8-2	19-2
Fewer rebounds than oppt.:	2-3	4-4	1-2	3-6	5-5	7-9	2-6	4-10
Same amount of rebounds:	0-1	0-1	-	-	0-1	0-1	0-1	0-1
Under 39 rebounds:	5-5	11-6	9-7	13-10	12-6	17-10	5-8	12-12
40-49 rebounds:	3-0	7-1	2-2	7-2	2-1	5-2	5-1	9-1
50+ rebounds:	-	1-0	-	1-0	1-0	2-0	-	2-0
Shooting FT 90+%:	0-1	1-1	0-1	0-1	-	-	1-0	1-0
Shooting FT 85-89%:	1-0	1-0	0-2	0-1	2-0	3-0	2-1	4-1
Shooting FT 80-84.9%:	1-0	3-0	1-0	1-1	2-1	5-1	5-2	6-3
Shooting FT 75-79.9%:	1-1	4-2	3-2	8-3	5-1	6-1	1-2	7-4
Shooting FT 70-74.9%:	2-1	4-1	2-1	2-2	1-0	2-0	0-2	3-2
Shooting Below 69.9%:	3-2	6-3	5-3	10-4	5-5	8-10	2-1	3-2
Fewer turnovers than oppt.	3-0	8-1	7-3	11-3	7-1	11-2	4-5	16-6
More/Same TO than oppt.	5-5	11-6	4-6	10-9	8-6	13-10	6-4	8-4
Games decided by 1-5 pts.	3-0	6-1	3-3	5-3	4-0	9-1	5-4	5-5
Games decided by 6-9 pts:	3-0	5-0	3-3	6-5	1-2	3-4	1-2	5-3
Games decided by 10+	2-5	8-6	5-3	10-4	10-5	12-7	4-3	14-4
Televised games:	8-5	19-7	11-9	19-11	13-7	18-11	9-9	21-12
Games vs. ranked oppts:	2-2	2-4	4-3	4-3	-	1-1	4-5	4-5
One Player Double Figures	-	-	1-2	1-3	0-1	0-2	-	-
Two Players 10+ pts.	1-2	2-2	1-2	3-4	2-2	2-2	1-3	1-3
Three Players 10+	3-2	5-4	6-3	8-3	8-1	10-4	4-3	6-6
Four Players 10+	1-1	7-1	2-1	7-1	2-3	7-4	4-3	13-4
Five Players 10+	2-0	4-0	1-1	2-1	3-0	5-0	1-0	3-0
Six Players 10+	-	-	-	-	-	-	-	1-0
Seven Players 10+	-	1-0						
More bench pts than oppt.:	0-1	6-1	3-2	7-2	9-11	3-4	5-2	16-2
Fewer bench pts than oppt.:	8-4	13-6	8-7	13-10	6-6	11-7	4-5	7-8
Same bench pts than oppt.:	-	-	-	1-0	-	0-1	1-2	1-3
Playing in November:	-	7-1	-	6-0	-	4-3	-	3-3
Playing in December:	-	4-1	-	4-2	1-0	4-1	-	6-1
Playing in January:	4-4	4-4	4-4	4-4	5-3	6-3	3-4	5-4
Playing in February:	4-1	4-1	5-2	5-2		5-2 5-2	4-3	4-3
Playing in March:	-	-	2-3	2-4		5-2 5-3	3-2	6-2

KEARNEY JOINS CU STAFF: Sean Kearney joins the CU men's basketball staff as the Director of Player Development. He replaces Tom Abatemarco, who resigned in June to become an assistant coach at Loyola Marymount.

Kearney brings 26 years coaching expertise to CU and was the University of Notre Dame Associate Head Coach from 2000 through 2009 under head coach Mike Brey. With the Irish, Kearney was part of nine post-season teams, including five NCAA Tournaments (Sweet 16 in 2003) and four NIT berths.

At Notre Dame, Kearney coached at least one player in his nine seasons that were named to the Big East All-Conference team, including a pair of conference player of year nominees, one rookie of the year, and nine first team selections.

"Sean is going to be a great addition to our staff," Boyle said. "Sean brings a lot of experience as an assistant and head coach, and has a great perspective. He's going to be a great-sounding board for me based on all the years of his experience he has in the game."

After Notre Dame, Kearney was the men's basketball head coach for one year at the College of the Holy Cross (2009-2010).

Prior to Notre Dame, Kearney spent nine years (1991-2000) at the University of Delaware where he helped the Blue Hens to four NCAA Tournament appearances and winners of the America East Conference four times. He was also an assistant coach at Northwestern (1988-1991) and as a volunteer assistant at Providence College (1986-87) with then-head coach Rick Pitino. The Friars advanced to the NCAA Final Four that season after winning the Southeast Regional.

Although not on the coaching sideline over the last three years (2010-13), Kearney was not far from the game, working as a color analyst for Irish radio broadcasts, in addition to Big East and Big Ten games with ESPN during the 2012-13 season. During October and November months, Kearney traveled throughout the country attending early season basketball practices at numerous college campuses.

"I have a great respect for what Coach Boyle and his staff has done in the three short years here in Boulder," Kearney said. "The achievements they already have, is remarkable, not only have they done it with coaching, but they also have done it with recruiting, and I think the sky is the limit right now with this group."

"I'm thrilled to be a part of that and hopefully have a positive impact myself. Certainly there's no need to re-invent the wheel around here, but if I can help a little bit, I'm anxious to do that in any area that Coach Boyle or his staff needs me to help in."

2013-2014 GAME LEADERS

Oppt.	Date	Points	Rebounds	Assists	Steals	Blocks
vs. Baylor	Nov. 8	Scott (15)	Scott (11)	Dinwiddie (4)	Johnson (3)	Dinwiddie (1), Fletcher (1), Scott (1)
UT MARTIN	Nov. 10	Scott (15)	Gordon (8), Scott (8)	Hopkins (3), Johnson (3)	Hopkins (2)	Gordon (2)
WYOMING	Nov. 13	Dinwiddie (15)	Scott (9)	Gordon (2)	Booker (2)	Johnson (1)
JACKSON STATE	Nov. 16	Booker (15)	King (7), Scott (7)	Booker (6), Dinwiddie (6)	Dinwiddie (6)	Gordon (2)
ARKANSAS STATE	Nov. 18	Scott (20)	Gordon (8)	Dinwiddie (5)	Booker (2), Dinwiddie (2)	Gordon (2)
UC SANTA BARBARA	Nov. 21	Dinwiddie (24)	Scott (7)	Talton (4)	Scott (4)	Dinwiddie (1)
HARVARD	Nov. 24	Dinwiddie (17)	Scott (11)	Booker (3)	Hopkins (1), Johnson (1)	Gordon (3)
at Air Force	Nov. 30	Scott (16)	Scott (13)	Dinwiddie (5)	Dinwiddie (2)	Gordon (2)
at Colorado State	Dec. 3	Dinwiddie (28)	Gordon (8)	Dinwiddie (4)	5 players w/ 2	Scott (3)
KANSAS	Dec. 7	Booker (15), Dinwiddie (15)	Johnson (6)	Dinwiddie (7)	Johnson (3)	Dinwiddie (1)
ELON	Dec. 13	Dinwiddie (17)	Johnson (13)	Dinwiddie (7)	3 players w/ 2	Johnson, Scott, Talton (1)
vs. Oklahoma State	Dec. 21	Scott (20)	Scott (12)	Dinwiddie (3)	Scott (3)	Fletcher (1)
GEORGIA	Dec. 28	Booker (19)	Scott (13)	Booker (4)	6 players w/ 1	Gordon (1), Scott (1), Thomas (1)
OREGON STATE	Jan. 2	Booker (13), Hopkins (13), Scott (13)	Scott (10)	Dinwiddie (5)	Booker (4)	Scott (3)
OREGON	Jan. 5	Booker (27)	Scott (12)	Dinwiddie (7)	3 players w/ 1	Scott (4)
at Washington State	Jan. 8	Scott (19)	Scott (9)	Booker (3)	Booker (2), Dinwiddie (2)	Gordon (1), Scott (1), Fletcher (1)
at Washington	Jan. 12	Scott (15)	Gordon (13)	6 players w/1	Talton (2)	Gordon (4)
UCLA	Jan. 16	Booker (21)	Scott (9)	Talton (4)	Gordon (2), Hopkins (2)	Scott (3)
USC	Jan. 18	Scott (20)	Scott (8)	Booker (6)	Hopkins (2), King (2)	Gordon (5)
at Arizona	Jan. 23	Johnson (21)	Scott (11)	Booker (4)	Booker (1), Scott (1)	Gordon (2)
at Arizona State	Jan. 25	Johnson (12)	Scott (7)	Booker (5)	Booker (5)	4 players w/ 1
UTAH	Feb. 1	Scott (20)	Scott (11), Johnson (11)	Booker (7)	Johnson (2)	Scott (3)
WASHINGTON STATE	Feb. 5	Booker (26)	Gordon (10)	Booker (5)	Booker (3)	Gordon (4)
WASHINGTON	Feb. 9	Booker (20)	Hopkins (10), Johnson (10)	Booker (7)	Scott (2)	Scott (3)
at UCLA	Feb. 13	Scott (20)	Johnson (9)	Booker (12)	Booker (2), Talton (2) Thomas (2)	Johnson (1), Scott (1)
at USC	Feb. 16	Johnson (17)	Booker (8), Scott (8)	Booker (6)	Hopkins (3)	Scott (3)

2013-2014 TEAM STATISTICS

Oppt.	1st	2nd	Score	FG	Pct.	3-Pt.	Pct	FT	Pct	O-Reb	D-Reb	Reb	Ast	TO	Blk	Stl	Fouls	
vs. Baylor	22	38	60	22-66	.333	2-19	.105	14-22	.636	18	21	39	10	6	3	7	21	
Oppt.	30	42	72	24-54	.444	8-20	.400	16-23	.696	12	30	42	12	13	3	2	23	
UT MARTIN	45	46	91	29-49	.592	5-14	.357	28-34	.824	9	37	46	19	18	3	8	18	
Oppt.	35	30	65	22-63	.349	12-29	.414	9-17	.529	10	16	26	13	12	1	5	24	
WYOMING	26	37	63	18-45	.400	3-12	.250	24-34	.706	12	23	35	4	14	1	5	19	
Oppt.	31	27	58	20-46	.435	7-21	.333	11-15	.733	5	19	24	11	13	3	5	29	
JACKSON STATE	46	48	94	28-45	.622	9-17	.529	29-43	.674	5	31	36	23	14	3	9	18	
Oppt.	35	35	70	25-64	.391	7-19	.368	13-19	.684	9	21	30	11	13	1	5	27	
ARKANSAS STATE	46	47	93	30-64	.469	9-23	.391	24-30	.800	12	30	42	16	9	5	6	16	
Oppt.	28	42	70	24-58	.414	7-19	.368	15-19	.789	6	24	30	11	16	4	5	21	
UC SANTA BARBARA	32	44	76	22-50	.440	4-18	.222	28-36	.778	10	24	34	12	13	1	12	12	
Oppt.	30	38	68	26-52	.500	11-28	.393	5-8	.625	5	20	25	17	17	1	9	26	
HARVARD	30	40	70	24-53	.453	8-19	.421	14-19	.737	13	33	46	12	15	6	2	11	
Oppt.	42	20	62	23-62	.371	7-23	.304	9-13	.692	9	20	29	13	10	3	10	17	
at Air Force	34	47	81	27-58	.466	9-24	.375	18-24	.750	14	28	42	20	14	3	5	21	
Oppt.	24	33	57	19-46	.413	6-22	.273	13-19	.684	4	21	25	12	18	4	4	18	
at Colorado State	30	37	67	23-57	.404	3-19	.158	18-24	.750	12	26	38	9	14	5	11	21	
Oppt.	34	28	62	19-57	.333	3-14	.214	21-27	.778	16	24	40	11	18	4	7	21	
KANSAS	33	42	75	23-56	.411	7-22	.318	22-37	.595	15	17	32	13	8	1	7	16	
Oppt.	30	42	72	27-51	.529	5-20	.250	13-20	.650	8	25	33	11	14	5	3	26	
ELON	41	49	80	24-49	.490	5-13	.385	27-46	.587	14	40	54	13	16	3	6	18	
Oppt.	26	37	63	22-59	.373	13-32	.406	6-15	.400	4	23	27	12	10	0	10	27	
vs. Oklahoma State	26	47	73	26-64	.406	6-22	.273	15-20	.750	18	23	41	7	14	1	8	26	
Oppt.	32	46	78	25-48	.521	5-15	.333	23-35	.657	6	24	30	10	14	6	5	20	
GEORGIA	46	38	84	25-49	.510	8-20	.400	26-26	1.000	12	22	34	11	14	3	6	16	
Oppt.	35	25	70	28-56	.500	5-8	.625	9-18	.500	10	12	22	7	10	1	9	24	
OREGON STATE	28	36	64	21-55	.382	5-20	.250	17-27	.630	13	21	34	10	7	6	9	15	
Oppt.	23	35	58	18-48	.375	8-15	.533	14-17	.824	12	25	37	10	17	2	3	20	
OREGON	44	56	100	31-55	.564	5-12	.417	33-39	.846	12	27	39	14	16	6	3	19	
Oppt.	42	49	91	33-78	.423	9-25	.360	16-21	.762	19	14	33	21	9	1	9	26	
at Washington State	28	28	15	71	21-51	.412	3-13	.231	26-38	.684	7	27	8	6	3	5	13	
Oppt.	34	22	14	70	27-60	.450	13-23	.565	3-3	1.000	5	28	33	17	11	2	4	22
at Washington	29	25	54	19-55	.345	1-12	.083	15-20	.750	18	20	38	6	20	6	3	15	
Oppt.	26	45	71	26-55	.473	9-20	.450	10-12	.833	9	21	30	10	13	6	6	18	
UCLA	29	27	56	20-50	.400	5-17	.294	11-19	.579	7	30	37	11	17	5	4	17	
Oppt.	36	33	69	26-66	.394	6-25	.240	11-18	.611	15	26	41	12	11	2	12	15	
USC	40	43	83	29-57	.509	6-16	.375	19-22	.864	11	32	43	15	12	10	8	15	
Oppt.	23	39	62	21-57	.368	4-16	.250	16-17	.941	5	18	23	9	11	3	6	16	
at Arizona	24	33	57	20-52	.385	4-11	.364	13-14	.929	10	22	32	6	16	2	2	15	
Oppt.	39	30	69	29-59	.492	3-15	.200	8-14	.571	11	21	32	16	7	5	8	16	
at Arizona State 23	28	51	20-47	.426	2-11	.182	9-24	.375	11	20	31	10	19	4	12	20		
Oppt.	34	38	72	23-47	.489	9-19	.474	17-21	.810	8	28	36	13	16	4	5	21	
UTAH	31	34	14	79	25-56	.446	6-18	.333	23-30	.767	17	25	13	15	5	6	13	
Oppt.	37	28	10	75	27-63	.429	11-24	.458	10-11	.909	11	13	21	12	4	9	23	
WASHINGTON STATE	23	45	68	22-50	.440	6-18	.333	18-27	.667	10	22	32	9	12	5	8	13	
Oppt.	20	43	73	21-49	.429	13-27	.481	8-12	.667	7	21	29	15	17	2	6	22	
WASHINGTON 48	43	91	31-56	.554	9-14	.643	20-28	.714	9	35	44	18	11	3	4	16		
Oppt.	33	32	65	21-65	.323	8-26	.308	15-19	.789	11	19	30	12	9	0	6	21	
at UCLA	40	34	74	28-61	.459	7-23	.304	11-15	.733	8	19	27	17	12	2	7	13	
Oppt.	36	56	92	35-62	.565	11-22	.500	11-12	.917	8	29	37	25	11	6	6	13	
at USC	40	43	83	28-56	.500	8-17	.471	19-27	.704	6	28	34	18	17	4	7	24	
Oppt.	74	32	42	23-62	.371	3-15	.200	25-36	.694	16	24	40	6	17	1	8	23	

COLORADO STARTERS

Date	Opponent	Score	Starter	Total	Starter	Total	Starter	Total	Starter	Total	Starter	Total
Nov. 8	vs. Baylor	L, 60-72	Booker	10	Dinwiddie	10	Gordon	9	Johnson	8	Scott	15
Nov. 10	UT MARTIN	W, 91-65	Booker	6	Dinwiddie	13	Gordon	13	Johnson	12	Scptt	15
Nov. 13	WYOMING	W, 63-58	Booker	14	Dinwiddie	15	Gordon	6	Johnson	13	Scott	12
Nov. 16	JACKSON STATE	W, 94-70	Booker	15	Dinwiddie	11	Gordon	10	Hopkins	12	Scott	11
Nov. 18	ARKANSAS STATE	W, 93-70	Booker	7	Dinwiddie	13	Gordon	9	Hopkins	10	Scott	20
Nov. 21	UC SANTA BARBARA	W, 76-88	Booker	14	Dinwiddie	24	Gordon	9	Johnson	9	Scott	3
Nov. 24	HARVARD	W, 70-62	Booker	12	Dinwiddie	17	Gordon	5	Johnson	11	Scott	12
Nov. 30	at Air Force	W, 81-57	Booker	13	Dinwiddie	7	Gordon	6	Johnson	11	Scott	16
Dec. 3	at Colorado State	W, 67-62	Booker	12	Dinwiddie	28	Gordon	1	Johnson	0	Scott	6
Dec. 7	KANSAS	W, 75-72	Booker	15	Dinwiddie	15	Hopkins	3	Johnson	14	Scott	14
Dec. 13	ELON	W, 80-63	Booker	8	Dinwiddie	17	Hopkins	0	Johnson	12	Scott	12
Dec. 21	vs. Oklahoma State	L, 73-78	Booker	19	Dinwiddie	18	Gordon	2	Johnson	3	Scott	20
Dec. 28	GEORGIA	W, 84-70	Booker	19	Dinwiddie	17	Gordon	10	Johnson	13	Scott	14
Jan. 2	OREGON STATE	W, 64-58	Booker	13	Dinwiddie	9	Gordon	5	Johnson	9	Scott	13
Jan. 5	OREGON	W, 100-91	Booker	27	Dinwiddie	23	Gordon	4	Johnson	15	Scott	15
Jan. 8	at Washington State	W, 71-70 (ot)	Booker	18	Dinwiddie	6	Gordon	5	Johnson	14	Scott	19
Jan. 12	at Washington	L, 54-71	Booker	0	Dinwiddie	7	Gordon	11	Johnson	8	Scott	15
Jan. 16	UCLA	L, 56-69	Booker	21	Hopkins	2	Gordon	2	Johnson	2	Scott	19
Jan. 18	USC	W, 83-62	Booker	13	Hopkins	10	Gordon	5	Johnson	10	Scott	20
Jan. 23	at Arizona	L, 57-69	Booker	11	Hopkins	2	Gordon	0	Johnson	21	Scott	15
Jan. 25	at Arizona State	L, 51-72	Booker	10	Hopkins	4	Gordon	7	Johnson	12	Scott	11
Feb. 1	UTAH	W, 79-75 (ot)	Booker	18	Hopkins	0	Gordon	12	Johnson	11	Scott	20
Feb. 5	WASHINGTON STATE	W, 68-63	Booker	26	Talton	3	Gordon	8	Johnson	20	Scott	1
Feb. 9	WASHINGTON	W, 91-65	Booker	20	Talton	9	Thomas	3	Johnson	27	Scott	21
Feb. 13	at UCLA	L, 74-92	Booker	16	Talton	10	Thomas	4	Johnson	14	Scott	20
Feb. 16	at USC	W, 83-74	Booker	18	Talton	14	Thomas	3	Johnson	20	Scott	17



TAD BOYLE HEAD COACH

4th Year at CU (8th Year Overall)

Birthday Jan. 6, 1963
 Birthplace..... Pueblo, Colo.
 Family Wife, Ann
 Daughter, Claire
 Sons, Jack and Pete
 Hometown Greeley, Colo.
 High School Greeley Central, 1981
 College Kansas, 1985
 (Bachelor of Science: Business Administration)

UNIVERSITY OF COLORADO: Head Coach: 2010-present

Career (Four Years at CU):

- 88-45 record (.662) and 59-8 mark at home (.881).
- 88 wins at CU is fastest coach in school history to win that many in the shortest time.
- 88 victories is fourth on the CU all-time coaching list.

• During the opening two months of the season (Nov. & Dec.) CU is now 39-12 overall (.765) in home, road, neutral games • 30-1 at home (.968).

• .662 winning percentage, ranks first in school history.

• First CU head coach in 50 years since Sox Walseth (1961-62 & 1962-63) to lead the Buffs to back-to-back NCAA Tournament appearances (2011-12 & 2012-13).

• First CU coach to lead Buffs to three consecutive post-season appearances (2010-11 NIT semifinal; 2011-12 NCAA 3rd Round; 2012-13 NCAA 2nd Round).

• First CU coach to win 20 games in each of his first three years AND first CU coach to have three, 20-win seasons.

• 11-5 in postseason games (7-2 conference, 3-1 NIT, 1-2 NCAA); most of any CU coach.

• .688 postseason winning % ranks first in school history.

• Owns three of CU's seven 20+ winning seasons.

• 13-10 (.565) record on neutral courts, third overall at CU,

• 113-53 (.681) coaching record over the last five years including a 25-8 record at Northern Colorado in 2009-10.

• Named one of three court coaches for the 2013 USA Basketball Men's World University Games training camp (assisting the 2013 USA Basketball Men's World University Games coaching staff during the June 24-July 1 training camp at the U.S. Olympic Training Center in Colorado Springs, Colo.).

• Seven-year head coaching record: 144-111 (.565).

• Three seasons a number of student-athletes have earned conference accolades. In CU's last year of the Big 12 Conference (2010-11), Alec Burks (first team, Big 12 All-Tournament team), Cory Higgins (second team), Levi Knutson (co-sixth man) • First year of the Pac-12 (2011-12), Andre Roberson (first team, All-Defensive, All-Tournament team), Carlon Brown (second team, tournament Most Outstanding Player, All-Tournament team), Spencer Dinwiddie (All-Freshman team)

• In 2012-13, Roberson (first team, Defensive Player of the Year, All-Defensive team); Dinwiddie (first team), Josh Scott (All-Freshman team) • Sabatino Chen (2011-12 & 2012-13 Pac-12 Academic first team); Shane Harris-Tunks (2012-13 Pac-12 Academic second team & 2011-12 Pac-12 Academic honorable mention); Levi Knutson (2010-11 Big 12 Academic first team); Trey Eckloff (2010-11 Big 12 Academic first team).

2012-13: 21-12

- No. 19 Associated Press/USA Today Coaches' Poll (Nov. 26)
- AP No. 23 ranked (Nov. 19).
- The AP No. 23 ranking is the first time CU was ranked in a major poll since earning back-to-back No. 25 rankings in the Coaches Poll during the 2005-06 season.
- 2012 Charleston Classic Champions (3-0).
- CU defeated Oregon, twice (the Pac-12 Tournament Champion), Arizona, Colorado State, California.
- The Buffs have now enjoyed the best three consecutive years in attendance numbers ever (421,028, an 8,255 average for 51 games; no previous coach averaged over 6,500 for a three-year run).
- No. 1 in Pac-12 Conference-only defense (62.2 ppg.)
- No. 1 in Pac-12 Conference Team (all games) 3-Point Defense (32.0)
- Defeated four ranked opponents, a first since 2002-03.
- 3-straight road conference wins for the first time since 2000-01.
- First CU MBB coach to win season opener each of first 3 seasons.
- Named the official starter of the 34th Annual Boulder Boulder (May 2012), the largest road race in the United States where all participants are timed and the fifth largest road race in the world.

2011-12: 24-12

- NCAA Tournament Appearance (3rd Round), a school-first since 2002-03 (9 years); only third NCAA Tournament appearance since 1968-69 (43 years).
- First CU head coach to win 20 or more games in his first two years.
- His 48 wins at CU are the best in school history in any two-span.
- Defeated No. 6 seed and No. 23/25 ranked UNLV (68-64) in the second round, CU's first tourney win since 1996-97.
- Helped guide CU to the Pac-12 Conference Championship winning four games in four days; first conference title since 1968-69.
- Just the 10th team from the "big six" conferences to win four games in four days en route to the conference title.
- National Association of Basketball Coaches (NABC) District 20 Coach of the Year (1st CU coach named).
- Sixth team in school history to win 20 games and first 20-win team in school history to average under 70 ppg. (67.5).
- Won his 100th career win at a head coach at the Pac-12 Tournament defeating Utah (Mar. 7, 2012).
- CU went 14-2 at home in 2011-12, the fourth time in school history to win that many games at home, the others: 2010-11, 2005-06, 2002-03.
- 11 Pac-12 Conference wins, most wins in season (1996-97; 11).

• Boyle won his 40th game as CU's coach (against Oregon), taking him 61 games to reach this milestone tying Frosty Cox for the fewest games.

• First CU head coach to achieve back-to-back 3-0 conference starts in his first two years at the helm.

• First CU head coach since Frosty Cox to win back-to-back conference openers since 1935-36 and 1936-37.

2010-11: 24-14

- School-best 24 wins in his first season at CU.
- School-best 18 home wins.
- Four attendance marks: sellouts a season (5); all games (140,284); conference total (78,472); conference average (9,809).
- Advanced to the NIT Final Four and appearance at Madison Square Garden, a CU first since 1990-91.
- Highest Big 12 conference finish (5th) since 2005-06.
- Advanced to the Big 12 Tournament semifinals for the first time in the 15-year history of the conference.
- Won three Big 12 road games for the first time since 1996-97.
- Defeated NCAA Tourney Teams: Kansas St. (three times), Texas and Missouri.
- Named National Coach of the Week by The Hoops Report in its weekly awards for the week of Jan. 10-16, 2011.
- First CU head coach since Henry Iba (1933-34) to win his first three conference games
- First CU coach since H.B. Lee (1950-51) to win first two conference games in his first year.
- Successfully won his CU debut with an 88-80 home win against Idaho State (Nov. 12).
- Became first CU head coach in 20 years since Joe Harrington (1990-91) to win coaching debut.
- Named 18th head coach in CU men's basketball history on April 19.

NORTHERN COLORADO: Head Coach2006-2010

2009-10: 25-8

- Advanced to the post season for the first time in school history, advancing to the quarterfinals of the CollegeInsiders.com Tournament while racking up a school record 25 victories.
- Coached one first-team All-Big Sky member and also the Big Sky Conference Defensive Player of the Year.
- Resurrected the basketball program at Northern Colorado, including a breakout season in 2009-10 (25-8, .758) and finished second in the Big Sky Conference. • Guided the Bears to a 56-66 record (.459) the past four seasons.
- Awarded the NABC Division I All-District Coach of the Year, the Big Sky Coach of the Year by both *The Sporting News* and *CollegeInsider.com*, where he was also named a finalist for the National Mid-Major Coach of the Year award.

2008-09: 14-18 UNC's first Big Sky Tourney berth

- Improved from one conference win his first season to an 8-8 mark
- Earned the school's first D-I post-season trip, to the Sun Belt Conference Tournament.

2007-08: 13-16..... Won at SDSU (RPI top 50)

- Defeated Colorado State, 72-59, in his second season and also knocked off San Diego State, 72-59. The Aztecs were ranked among the nation's top 50 teams in the RPI rankings at that time.

2006-07: 4-24 Bears' first year in Big Sky

- Named the 17th coach in UNC history on April 25, 2006.
- At that point, the Bears were in the midst of a transition to Division I in its first season as a member of the Big Sky Conference • Finished last nationally in the final RPI rankings. There were, however, flashes of times to come, including close losses to both Colorado (88-86) and Colorado State (75-66).

WICHITA STATE: Associate Head Coach..... 2000-06

- Spent six seasons with current Maryland head coach Mark Turgeon and was part of another turn around that saw the Shockers improve from 9-19 (.321) his first year there to one of the nation's top mid-major teams in 2006 when Wichita State went 26-9 and advanced to the Sweet 16 of the NCAA Tournament. The Shockers eventually lost to Final Four Cinderella George Mason in the regional semifinals • finished with a No. 21 final ranking.
- 2005-06: 26-9 MVC champs, NCAA Sweet 16
- 2004-05: 22-10 NIT second round
- 2003-04: 21-11 NIT
- 2002-03: 18-12NIT
- 2001-02: 15-15 9-9 in Missouri Valley Conference
- 2000-01: 9-19

JACKSONVILLE STATE (Ala.): Assistant Coach..1998-2000

- Boyle reconnected with Mark Turgeon, as an assistant coach at Jacksonville State, where they helped turn a team that was 8-18 into a 17-11 squad in just one season.
- 1999-00: 17-11 (12-6 in TransAmerica Conference)
- 1998-99: 8-18

TENNESSEE: Director Basketball Operations ..1997-98

- Followed Jerry Green to Tennessee, where he was director of basketball operations when the Vols won 20 games and advanced to the NCAA Tournament.

OREGON: Assistant Coach 1994-97

- First collegiate coaching job (1994) an assistant under Jerry Green. Mark Turgeon was also an assistant from 1993-97 • Spent three seasons helping the Ducks to the 1995 NCAA Tournament and 1997 NIT.
- 1996-97: 17-11NIT
- 1995-96: 16-13..... -
- 1994-95: 19-9NCAA Tournament

WHAT THEY ARE SAYING ...

“Tad has bought back a resurgence to Colorado basketball with his energy and enthusiasm. I am impressed with his knowledge of the game and his ability to communicate to his Buffaloes team.”

-- *Dick Vitale, ESPN College Basketball Analyst*

“Tad has done something few thought possible -- turn Colorado into a basketball school. The Buffaloes have as much of an impact in their new conference as any other team transitioning to a new league and that is a credit to Tad and his staff.”

-- *Andy Katz, ESPN.com Senior College Basketball Writer*

“I’m a believer in Tad Boyle. He is not only a terrific teacher of the game with great basketball knowledge, he keeps it simple and gives his players an understanding of what you need to do to win, but a firm understanding of how teams lose, too. Boyle has tremendous toughness in him. He is demanding without being demeaning, and he puts his players in position to achieve together without fear of failing. That’s what truly outstanding coaches do, and Tad Boyle is a truly outstanding coach.”

-- *Jay Bilas, ESPN College Basketball Analyst*

“I’ve been blessed to work with many hall of fame caliber coaches during my career and I can say without reservation that Tad Boyle is as talented as any coach I’ve been around! Whether you’re talking about X’s-and-O’s, in-game adjustments, or recruiting...he’s the total package. And, best of all...he’s an even better human being.”

-- *Mark Johnson, Sports Director Newsradio 850 KOA*

COACHING CAREER

- 2010-Present: Head Coach, University of Colorado
- 2006-2010: Head Coach, University of Northern Colorado
- 2000-2006: Associate Head Coach, Wichita State University
- 1998-2000: Assistant Coach, Jacksonville State (Ala.) University
- 1997-1998: Director of Basketball Operations, University of Tennessee
- 1994-1997: Assistant Coach, University of Oregon

PLAYING HISTORY

University of Kansas

- Member of two NCAA Tournament Teams (1984, 1985)
- Named Team Captain Senior Season
- “Most Unselfish Player” 1985
- “Most Inspirational Player” 1982

Greeley High School

- Led Wildcats to 1981 State Championship
- Colorado Player of the Year
- Converse All-American Team

BOYLE vs. THE NATION

Arkansas State.....	1-0	Montana.....	2-7
Alabama.....	0-1	Montana State.....	4-4
Alcorn State.....	1-0	Murray State.....	1-0
Air Force.....	4-2	Nebraska.....	1-1
Arizona.....	3-4	New Mexico.....	0-1
Arizona State.....	2-4	New Orleans.....	1-0
Bakersfield, Cal State.....	2-0	North Dakota.....	2-0
Ball State.....	0-1	Northern Arizona.....	6-3
Baylor.....	1-3	Oklahoma.....	0-2
Bowling Green.....	1-1	Oklahoma State.....	1-1
California.....	4-2	Oregon.....	5-2
Citadel, The.....	1-0	Oregon State.....	5-4
Colorado.....	0-1	Pacific.....	0-1
Colorado Christian.....	1-0	Portland.....	2-1
Colorado State.....	5-3	Portland State.....	1-7
Colo.-Colorado Springs.....	0-1	Purdue.....	0-1
Creighton.....	0-1	Sacramento State.....	6-2
Dayton.....	1-0	San Diego State.....	1-1
Denver.....	4-2	San Francisco.....	0-1
Eastern Michigan.....	0-1	San Jose State.....	1-1
Eastern Washington.....	4-4	Southern.....	1-0
Elon.....	1-0	Southern Utah.....	1-0
Fort Lewis College.....	1-0	Stanford.....	2-2
Fresno State.....	2-1	Texas.....	1-0
Georgia.....	2-1	Texas A&M.....	0-1
Gonzaga.....	0-1	Texas Christian.....	1-0
Hartford.....	1-0	Texas-Pan American.....	1-0
Harvard.....	1-1	Texas Southern.....	4-0
Hawai'i.....	1-0	Texas State.....	1-1
Idaho State.....	5-5	Texas Tech.....	1-0
Illinois.....	0-1	UCLA.....	0-4
Indiana.....	1-0	UC Santa Barbara.....	1-0
Iowa.....	0-1	UNLV.....	1-0
Iowa State.....	2-1	USC.....	4-0
Jackson State.....	1-0	Utah.....	5-1
Johnson & Wales.....	4-0	UT Martin.....	1-0
Kansas.....	1-4	VMI.....	1-0
Kansas State.....	3-0	Washington.....	2-2
Kent State.....	1-0	Washington State.....	4-0
Liberty.....	0-1	Weber State.....	2-6
Longwood.....	1-0	Western Michigan.....	1-0
Louisiana Monroe.....	1-0	Western New Mexico.....	1-0
Maryland.....	0-1	Wichita State.....	0-1
Maryland Eastern Shore.....	1-0	Wofford.....	1-0
McNeese State.....	1-0	Wyoming.....	1-3
Missouri.....	1-1	TOTAL.....	144-111

JEAN PRIOLEAU

Family: Wife, Janelle; **Son:** Elijah

Hometown: Teaneck, N.J.

High School: Teaneck

College: Fordham (1992)



University of Colorado (2010 - present)

- Fourth year with CU basketball.
- Named Associate Head Coach this past summer.
- Assistant coach with Tad Boyle at Wichita State (2000-2005).

"Jean is ready to be a head coach, deserves to be a head coach," CU head coach Tad Boyle said. "He is multiple-faceted in terms of his recruiting and coaching ability, relationship with the players, and his professionalism. Jean does a tremendous job and has for many years, not just CU's staff, but any staff he's been on."

Texas Christian University (2008-2010): spent two years as an assistant coach and recruiting coordinator.

Iowa State (2006-2008): helped the Cyclones record 29 victories. The Cyclones had three All-Big 12 Conference performers in Mike Taylor, Wesley Johnson and Jiri Hubalek and were ranked in the top-100 among in a pair of defensive categories.

Marquette (2005-06): as an assistant coach under former Marquette head coach and current Indiana University head coach Tom Crean. In his lone season with the Golden Eagles, Marquette recorded a 20-11 overall record and a 10-6 mark in Big East Conference en route to securing a spot in the NCAA Tournament.

- part of a Marquette program that ranked 11th in the country in three-point field goal percentage, 22nd in three-point field goals made per game and 43rd in the nation in scoring offense in his lone campaign. That season, Prioleau watched as the Golden Eagles posted victories over a trio of nationally-ranked opponents, including a 94-79 triumph over top-ranked UConn.

Wichita State (2000-2005): played a vital role in the resurgence and success of the Shockers in the Missouri Valley Conference.

- The Shockers earned a NIT berth on three occasions during Prioleau's tenure. During his five years, the Shockers never finished below a .500 overall or conference mark while winning 18 or more games in four of five seasons.
- The Shockers collected 94 total victories, including a pair of 20-win seasons in each of his final two campaigns with the program.
- Signed the top recruiting class in 2001 in the Missouri Valley Conference, helped ink Sean Ogirri (Colorado Player of the Year), Paul Miller (2006 Missouri Valley Conference Player of the Year and 2001 Freshman of the Year), Jamar Howard (Missouri Valley Conference Defensive Player of the Year) and Randy Burns (Missouri Valley Conference Rookie of the Year).

Fordham University (1999-2000).

MIKE ROHN

Family: Wife, Stephanie

Daughters: Raegen and Rylee

Hometown: Colby, Kan.

High School: Colby

College: McPherson (1990);

Fort Hays State (1993)



University of Colorado (2010 - present)

- Fourth year with CU basketball.
- Named Head Recruiting Coordinator this past summer.
- An assistant coach at Wichita State with Tad Boyle (2001-2006).

"One of the steadiest people I have ever worked with in my life," said CU head coach Tad Boyle. "Mike is the ultimate grinder, works extremely hard and he's a guy that thinks; a forward-thinker and ready to be a head coach. He has all the tools in what it takes to be a head coach, and is invaluable to our staff and to me."

Texas A&M (2007-2010): Three years as the director of basketball operations at Helped the Aggies to a trio of NCAA Tournament Round of 32 appearances. During those three years in College Station, the Aggies won 73 games, including 28 Big 12 Conference games. A&M also led the conference in scoring defense (65.8 ppg.) for the first time in league history during the 2009-10 campaign.

Wichita State (2000-2007): Seven years as an assistant coach to Mark Turgeon, in addition with current CU associate head coach, Jean Prioleau, and head coach Tad Boyle (2001-2006), the Shockers engineered an impressive resume earning three-straight NIT trips (2003, 2004, 2005). During the 2005-06 season, the Shockers not only won their first Missouri Valley Conference championship in 19 years, they capped off a 26-9 record with a 2006 NCAA Tournament berth and a Sweet 16 appearance, a school-first in 18 years.

- Rohn also helped coach fifth-year student-athlete Paul Miller cap off one of the best careers of any Shocker center by being named the MVC Player of the Year, the first Shocker to earn the award in 21 years, in addition to Jamar Howard (Missouri Valley Conference Defensive Player of the Year).

- Prior to Wichita State, Rohn served three seasons as head coach (1997-2000) at Dodge City (Kan.) Community College, where he built a 55-38 record and coached the Conquistadors to three consecutive state playoff appearances, including a 21-10 mark in 1999-2000. Assistant coach at Dodge City from 1993-97. In 1997, Dodge City was crowned the 1997 Jayhawk West Conference Champions.

Fort Hays State (1991-93): Graduate Assistant Coach.

Colby CC (1990-91): Assistant Coach.

McPherson College (1989-90): Assistant Coach.

RODNEY BILLUPS

Hometown: Denver, Colo.

High School: George Washington

College: University of Denver (2005)



University of Colorado (2010 - present)

- Fourth year with CU basketball.
- Named Assistant Coach prior to 2012-13 season.
- Director of Basketball Operations (2010-2012).

"Rodney continues to bring a lot of value to our staff," head coach Tad Boyle said. "Each year, he gets more and more comfortable in his recruiting role, and continues to develop into a fine, young coach."

- Younger brother of former CU great Chauncey Billups, who played with the Buffaloes from 1995-97.
- Three-year standout with the University of Denver Pioneers from 2002-05.
- At DU, averaged 10.2 points, 6.4 assists, and 3.2 rebounds during his 2004-05 senior season.
- Led the Sun Belt Conference in assists, also ranked 17th nationally.
- Named an All-SBC third team selection in 2004-05, the same season he helped the Pioneers win 20 games and a National Invitational Tournament berth.
- 199 assists in his senior season, ranks third all-time in school history, while his 58 steals, ranks seventh.
- Over his three years at DU, Billups ranks fourth all-time in assists (418) and steals (154). For his career, he averaged 8.5 points per game, in addition to 4.6 assists, 2.7 rebounds and 1.7 steals per game.
- In 2004-05, Billups was named co-recipient of the Floyd M. Theard Jr. Memorial Award. The award is presented each year to the DU men's basketball player who best displays the qualities of leadership, scholarship and sportsmanship.



ASKIA BOOKER #0

Junior • Guard

6'1" • 170

Two-Year Letterwinner

Los Angeles, Calif. (Price HS)

Career: Scored 727 points ranking 58th on the school's all-time scoring list • Also is 49th in career assists (120) • Career totals: 10.7 ppg., 3.1 rpg., 1.7 apg., 1.0 stl. per game • Double-digit scoring 36 times • Led CU in assists 16 times, scoring 15 times and steals 14 times.

2012-2013 (sophomore): One of two players to start all 33 games (Dinwiddie) • First in field goals (152) and 3-pointers made (49) • Second in team scoring (12.4 ppg.) and assists (71, 2.2 apg.) • Third in steals (40, 1.2) and free throw percentage (70.4) • Leading scorer eight times (one shared); assists 10 times (two shared); steals 8 times (2 shared) • Scored 20 points, twice (23 pts. vs. Murray State; 20 points in home victory against California, Jan. 27) • Personal-best five assists at Arizona (Jan. 3) and home win against Air Force (Nov. 25) • Tied a career-best four steals against the Racers in Charleston • 12 games over 15+ points • Six games over 18 or more points • Teamed up with Spencer Dinwiddie (505 pts.) to break CU sophomore tandem record (915 total points) • Also formed best one-two backcourt scoring punches among BCS schools, fourth overall in Division I (27.7 ppg.).

2012-2013 Pac-12 Conference (all games): Ranked No. 12 in steals (1.2); No. 15 in 3-point field goals made (1.5) and No. 17 in scoring per game (12.4) • Tied for second overall among conference players in best field goal percentage (.889, 8-of-9 vs. Northern Arizona, Dec. 21).

2012-2013 Pac-12 Conference (conference-only): No. 15 in steals (1.2) and No. 25 in scoring (11.1 ppg.).

Awards: Pac-12 Conference Player of the Week (Nov. 11-17) • Charleston Classic Most Valuable Player honors leading the Buffaloes to a 3-0 record and to the classic title • Led all scorers averaging 19.3 points, 3.0 assists, 2.7 steals, 2.3 rebounds per game • Shot 51.1 from the field (24-of-47) with seven 3-pointers over three games.

2011-2012 (freshman): Played in 35 games with one start • Averaged 21.5 minutes, 9.1 points, 2.7 rebounds, and 1.4 assists per game • Collaborated with fellow teammate Spencer Dinwiddie (360 pts.) forming the best 1-2 freshman scoring pair in school history with 677 points • Only CU freshmen pair to score over 250 or more points • The freshmen pair averaged 18.8 ppg., tying for the best overall points per game average • Booker scored 317 points, the 10th most points tallied by a freshman.

Academics: College major is communication.

Personal: Born August 31, 1993 • Son of Daniele Ricardo • Lists winning the CIF and the state title as his biggest moments of prep career.

SEASON/CAREER HIGHS

Points

Season 27 Oregon (Jan. 5)

Career 27 Oregon (Jan. 5)

FGM

Season 9 Washington State (Feb. 5)

Career 10 Murray State (Nov. 18, 2012)

FGA

Season 16 five times

Career 18 Murray State (Nov. 18, 2012)
vs. Baylor (Nov. 16, 2012)

Rebounds

Season 8 at USC (Feb. 16)
Utah (Feb. 1)

Career 9 at USC (Jan. 26, 2012)

O-Rebs

Season 2 Utah (Feb. 1)

Career 4 at USC (Jan. 26, 2012)

D-Rebs

Season 7 at USC (Feb. 16)

Career 7 at USC (Feb. 16)

3-Pt. FGs

Season 5 UCLA (Jan. 16, 2014)

Career 5 UCLA (Jan. 16, 2014)

3-PT. FGA

Season 7 twice

Career 10 vs. Illinois (Mar. 22, 2013)

FT

Season 13 at Washington State (Jan. 8)

Career 13 at Washington State (Jan. 8)

FTA

Season 14 at Washington State (Jan. 8)

Career 14 at Washington State (Jan. 8)

Assists

Season 12 at UCLA (Feb. 13)

Career 12 at UCLA (Feb. 13)

Steals

Season 5 at Arizona State (Jan. 25)

Career 5 at Arizona State (Jan. 25)

Blocks

Season 1 twice

Career 1 three times

Minutes

Season 43 Utah (Feb. 1)

2013-2014 Game-by-Game (junior)

Game	GS	Min	FGs	3FGs	FTs	O-D-R	Pf	A	To	BL	ST	Pts
vs. Baylor	*	36	5-16	0-4	0-0	1-3-4	2	3	0	0	2	10
UT MARTIN	*	18	2-6	0-2	2-2	1-2-3	1	2	4	0	1	6
WYOMING	*	32	4-11	2-5	4-4	0-3-3	3	0	3	0	2	14
JACKSON ST.	*	29	6-10	3-7	0-0	1-4-5	2	6	2	1	0	15
ARKANSAS ST.	*	25	2-8	1-4	2-2	0-3-3	3	4	2	0	2	7
UCSB	*	25	5-10	1-4	3-3	0-4-4	3	2	3	0	3	14
HARVARD	*	27	5-15	0-3	2-2	0-1-1	0	3	1	0	0	12
at Air Force	*	22	5-13	3-7	0-0	0-2-2	0	0	2	0	1	13
at Colorado St.	*	21	4-12	0-6	4-6	0-1-1	2	1	2	0	2	12
KANSAS	*	33	5-12	3-6	2-6	1-2-3	3	0	1	0	1	15
ELON	*	13	4-10	0-1	0-0	2-0-2	2	0	3	0	0	8
vs. Okla. State	*	37	8-15	3-7	0-0	1-1-2	2	1	2	0	1	19
GEORGIA	*	31	7-12	2-4	3-3	0-0-0	1	4	2	0	1	19
OREGON ST.	*	31	3-10	1-5	6-6	1-3-4	1	2	1	0	4	13
OREGON	*	33	8-16	1-3	10-12	1-6-7	1	4	0	0	1	27
at Wash State	*	38	2-12	1-4	13-14	0-4-4	3	3	1	0	2	18
at Washington	*	24	0-9	0-2	0-0	0-2-2	3	1	3	0	0	0
UCLA	*	29	7-11	5-7	2-5	0-4-4	4	2	4	0	0	21
USC	*	25	3-5	1-2	6-6	0-4-4	1	6	2	1	1	13
at Arizona	*	34	4-13	0-3	3-4	0-3-3	1	4	2	0	1	11
at Arizona St.	*	32	4-10	0-3	2-5	0-2-2	3	5	6	0	5	10
UTAH	*	43	5-16	1-6	7-10	2-6-8	0	7	4	0	1	18
WASH. STATE	*	33	9-12	2-3	6-8	1-3-4	2	5	3	0	3	26
WASHINGTON	*	31	6-14	2-4	6-6	0-5-5	1	7	4	0	0	20
at UCLA	*	37	6-16	2-7	2-2	0-0-0	3	12	2	0	2	16
at USC	*	34	7-16	1-4	3-3	1-7-8	2	6	6	0	2	18

2012-2013 Game-by-Game (sophomore)

Game	GS	Min	FGs	3FGs	FTs	O-D-R	Pf	A	To	BL	ST	Pts
WOFFORD	*	30	6-13	1-3	0-0	0-3-3	1	0	3	0	1	13
vs. Dayton	*	38	6-11	3-5	1-2	0-4-4	0	4	1	0	1	16
vs. Baylor	*	34	8-18	2-6	1-2	0-1-1	2	3	3	0	3	19
vs. Murray State	*	33	10-18	2-5	1-2	0-2-2	2	2	2	0	4	23
AIR FORCE	*	32	5-13	1-4	4-5	2-5-7	3	5	3	0	1	15
TX SOUTHERN	*	45	4-15	2-8	5-8	0-6-6	3	4	2	0	0	15
at Wyoming	*	31	2-13	2-5	0-0	1-1-2	2	2	4	0	0	6
COLORADO ST.	*	33	2-11	1-3	1-5	2-1-3	3	2	1	0	1	6
at Kansas	*	29	5-15	1-6	4-4	0-4-4	2	1	2	0	1	15
at Fresno State	*	35	4-10	2-3	4-6	0-4-4	1	1	2	0	2	14
N. ARIZONA	*	18	8-9	1-2	0-1	0-4-4	1	1	0	0	2	17
HARTFORD	*	26	8-13	3-5	0-0	1-3-4	1	2	3	0	1	19
at Arizona	*	43	5-17	4-7	4-4	0-3-3	4	5	2	0	0	18
at Arizona State	*	34	5-14	1-6	2-3	1-3-4	5	2	3	0	2	13
USC	*	31	4-12	1-4	3-3	0-2-2	1	2	4	0	1	12
UCLA	*	31	6-16	2-5	4-4	0-3-3	2	1	2	0	1	18
at Washington	*	34	3-14	0-3	3-3	1-6-7	5	3	3	0	1	9
at Washington St.*	*	37	3-11	0-2	1-3	1-6-7	1	4	2	0	1	7
STANFORD	*	26	6-9	0-2	1-2	0-4-4	4	3	1	0	3	13
CALIFORNIA	*	32	8-12	4-6	0-0	0-4-4	0	3	4	0	1	20
at Utah	*	37	3-14	0-5	2-2	2-1-3	1	1	1	0	1	8
at Oregon	*	22	3-13	1-3	1-2	0-2-2	3	0	1	0	0	8
at Oregon State	*	37	2-14	0-5	5-6	3-3-6	1	3	1	0	1	9
ARIZONA	*	32	4-11	1-4	1-2	0-1-1	0	2	1	0	3	10
ARIZONA ST.	*	37	7-13	3-7	0-0	0-3-3	1	2	3	0	0	17
UTAH	*	31	3-11	1-6	1-2	1-3-4	2	1	1	0	1	8
at Stanford	*	27	2-9	0-2	0-0	0-4-4	1	3	2	0	1	4
at California	*	29	2-11	1-5	1-2	0-2-2	1	0	1	0	1	6
OREGON	*	28	5-12	0-4	1-2	0-6-6	2	2	3	0	2	11
OREGON ST.	*	29	3-13	2-7	0-0	0-0-0	2	3	1	0	2	8
vs. Oregon St.	*	29	1-9	1-4	4-4	0-3-3	1	4	2	0	1	7
vs. Arizona	*	26	4-10	2-5	2-2	1-0-1	3	0	3	0	0	12
vs. Illinois	*	34	5-14	4-10	0-0	1-2-3	3	0	2	0	0	14

2011-2012 Game-by-Game (freshman)

Game	GS	Min	FGs	3FGs	FTs	O-D-R	Pf	A	To	BL	ST	Pts
FORT LEWIS	-	20	3-8	0-0	3-3	0-4-4	1	2	3	0	1	9
vs. Wichita State	*	12	1-2	1-1	2-4	0-2-2	4	1	3	0	2	5
vs. Maryland	-	21	4-6	0-0	0-2	0-3-3	5	4	2	0	4	8
vs. W. Michigan	-	26	3-8	0-2	5-6	0-2-2	3	4	1	0	0	11
at Air Force	-	30	3-7	3-4	2-4	1-4-5	1	0	2	0	0	11
GEORGIA	-	23	4-6	0-1	6-8	0-4-4	1	3	0	0	0	14
at Colorado State	-	23	2-9	0-2	2-3	1-2-3	1	1	3	0	1	6
FRESNO STATE	-	16	0-2	0-0	0-0	0-1-1	2	2	3	0	0	0
WYOMING	-	24	3-8	1-4	2-4	0-1-1	2	1	2	0	1	9
CSU BAKERSFIELD	-	21	2-6	0-1	2-2	0-2-2	2	0	1	0	1	6
TEXAS SOUTHERN	-	23	5-11	1-3	2-2	1-5-6	1	3	1	0	2	13
NEW ORLEANS	-	19	4-9	4-7	2-2	0-1-1	2	2	1	0	0	14
UTAH	-	23	4-8	3-5	1-2	0-4-4	0	0	1	0	0	12
WASHINGTON	-	25	2-6	0-2	1-1	0-4-4	2	4	2	0	1	5
at California	-	21	1-3	0-1	1-2	0-4-4	4	1	4	0	0	3
at Stanford	-	19	1-5	0-3	0-0	0-0-0	1	0	1	0	0	2
ARIZONA STATE	-	18	4-6	0-1	3-3	0-1-1	3	1	3	0	0	11
ARIZONA	-	18	2-6	1-4	4-6	0-1-1	1	1	0	0	0	9
at USC	-	25	4-10	3-7	2-2	4-5-9	1	1	3	0	1	13
at UCLA	-	21	6-10	1-1	0-0	1-0-1	1	1	0	0	0	13
OREGON STATE	-	20	4-10	0-2	7-7	1-6-7	0	3	0	0	2	15
OREGON	-	26	5-8	0-1	7-8	0-4-4	4	2	3	0	2	17
at Arizona	-	18	0-6	0-1	4-4	1-2-3	4	1	2	0	0	4
at Arizona State	-	19	3-6	0-0	3-3	0-2-2	2	0	2	0	1	9
at Utah	-	18	2-8	1-1	3-4	1-2-3	1	0	2	0	0	8
STANFORD	-	26	4-11	1-4	3-6	2-1-3	4	2	1	0	3	12
CALIFORNIA	-	22	4-7	1-3	0-0	0-2-2	2	1	1	0	0	9
at Oregon	-	21	3-9	0-2	3-4	1-0-1	1	2	2	1	2	9
at Oregon State	-	23	6-11	1-1	2-2	1-1-2	1	0	2	0	1	15
vs. Utah	-	18	1-6	0-1	0-0	0-1-1	0	0	2	0	0	2
vs. Oregon	-	23	3-10	1-4	0-0	0-0-0	0	2	0	0	1	7
vs. California	-	20	2-4	1-1	0-0	1-0-1	3	1	1	0	0	5
vs. Arizona	-	20	0-6	0-2	0-0	0-2-2	0	0	0	0	0	0
vs. UNLV	-	24	5-9	2-3	4-4	2-0-2	0	2	4	0	0	16
vs. Baylor	-	28	4-12	3-3	4-7	2-3-5	1	1	2	0	0	15

MISC.	'13-14 SEASON	CAREER
Double-Figure Scoring	22	58
20+ Points	4	6
15+ Points	12	29
Double-Doubles	-	-
Led CU in Scoring	7	22
Led CU in Rebounds	1	2
Led CU in Assists	12	28
Led CU in Steals	11	25
5+ Rebounds	6	16
7+ Assists	5	5
4+ Assists	12	22
3+ Steals	4	10
Pac-12 POW	2	3

CAREER STATISTICS

Year	GP-GS
------	-------



WESLEY GORDON #1

Redshirt-Freshman • Forward

6'9" • 225

Colorado Springs, Colo.

(Sierra HS)

2012-2013 (freshman): Did not play, was redshirted • Redshirt-freshman in 2013-14 • Four years of eligibility remaining.

Sierra HS: Averaged 19.7 points per game helping Sierra to a 26-2 record and an appearance in the 4A state championship game • All-Colorado and All-4A first-team all-state selection • First-team all-Colorado Springs Metro League • Participated in "The Show" an all-star game that featured 20 of the best boys basketball players in the state (all classifications) at the Pepsi Center on April 6, 2012 • Led the losing White squad in scoring with 16 points • Verbally committed to CU in March 2010 • Was coached by head coach Terry Dunn, former CU men's assistant coach from 1996-2004 • As a junior named second-team 4A all-state by The Denver Post • Averaged nearly 21 points per game for a Sierra team that went 14-9 • As a sophomore (2009-10) helped the Stallions defeat Pueblo East at the Coors Events Center for the 4A state championship • Three-star prospect on Rivals.com • Four-star rating by Scout.com, nation's 23rd best power forward recruit in Class of 2012.

Academics: College major is anthropology.

Personal: Born July 14, 1994 • Son of Eddie and Lisa Gordon • Older brother, Garren Pride was in the United States Army.

2013-2014 Game-by-Game (freshman)

Game	GS	Min	FGs	3FGs	FTs	O-D-R	Pf	A	To	BL	ST	Pts
vs. Baylor	*	27	4-6	0-2	1-2	3-5-8	2	1	0	0	0	9
UT MARTIN	*	25	6-7	0-0	1-2	2-6-8	2	2	2	2	0	13
WYOMING	*	33	2-5	0-0	2-2	0-2-2	1	2	3	0	1	6
JACKSON ST.	*	24	2-2	0-0	6-11	0-3-3	3	3	0	2	0	10
ARKANSAS ST.	*	24	2-7	0-0	5-7	2-6-8	2	1	1	2	0	9
UCSB	*	21	3-4	0-0	3-6	5-1-6	1	0	0	0	0	9
HARVARD	*	29	2-6	0-0	1-2	4-7-11	1	2	4	3	0	5
at Air Force	*	24	1-4	0-0	4-8	3-0-3	1	2	0	2	0	6
at Colorado St.	*	28	0-3	0-0	1-2	1-7-8	1	1	3	1	2	1
KANSAS	did not play: injured											
ELON	did not play: injured											
vs. Okla. State	*	22	1-4	0-0	0-0	1-5-6	3	0	3	0	1	2
GEORGIA	*	26	3-3	0-0	4-4	2-4-6	2	1	2	1	1	10
OREGON ST.	*	20	2-4	0-0	1-2	2-0-2	3	0	0	2	0	5
OREGON	*	27	2-5	0-1	0-0	4-3-7	1	1	4	2	0	4
at Wash. State	*	28	2-5	0-0	1-2	3-3-6	1	0	3	1	0	5
at Washington	*	27	5-7	0-0	1-2	7-6-13	1	0	2	4	0	11
UCLA	*	27	0-3	0-0	2-4	2-4-6	3	1	3	1	2	2
USC	*	22	2-3	1-2	0-0	4-4-8	1	2	2	5	1	5
at Arizona	*	24	0-6	0-0	0-0	3-3-6	1	0	2	2	0	0
at Arizona St.	*	29	3-5	1-1	0-1	2-4-6	1	1	0	1	0	7
UTAH	*	36	5-9	1-2	1-2	3-3-6	0	0	1	0	0	12
WASH STATE	*	31	2-8	0-1	4-4	4-6-10	1	1	1	4	0	8
WASHINGTON	did not play: injured											
at UCLA	did not play: injured											
at USC	-	11	0-0	0-0	0-0	0-2-2	2	1	0	0	0	0

SEASON HIGHS

Points

Season 13 UT Martin (Nov. 10)

FGM

Season 6 UT Martin (Nov. 10)

FGA

Season 8 Washington State (Feb. 5)

Rebounds

Season 13 at Washington (Jan. 12)

O-Rebs

Season 7 at Washington (Jan. 12)

D-Rebs

Season 7 at Colorado State (Dec. 3)
Harvard (Nov. 24)

3-Pt. FGs

Season 1 twice

3-Pt. FGA

Season 2 twice

FT

Season 6 Jackson State (Nov. 16)

FTA

Season 11 Jackson State (Nov. 16)

Assists

Season 3 Jackson State (Nov. 16)

Steals

Season 2 twice

Blocks

Season 5 USC (Jan. 18)

Minutes

Season 36 Utah (Feb. 1)

MISC.

2013-14

Double-Figure Scoring	5
5+ Points	16
10+ Rebounds	3
Double-Doubles	1
Led CU in Scoring	-
Led CU in Rebounds	5
Led CU in Assists	1
Led CU in Steals	3
Led CU in Blocks	11
5+ Rebounds	14
2+ Assists	5
2+ Steals	2
2+ Blocks	11
4+ Blocks	3

XAVIER JOHNSON #2

Sophomore • Forward

6'7" • 220

One-Year Letterwinner

Santa Ana, Calif. • (Mater Dei HS)



SEASON/CAREER HIGHS

Points	
Season	27 Washington (Feb. 9)
Career	27 Washington (Feb. 9)
FGM	
Season	10 Washington (Feb. 9)
Career	10 Washington (Feb. 9)
FGA	
Season	14 twice
Career	14 three times
Rebounds	
Season	15 Elon (Dec. 13)
Career	15 Elon (Dec. 13)
O-Rebs	
Season	4 three times
Career	9 Arizona State (Feb. 16, 2013)
D-Rebs	
Season	11 Elon (Dec. 13)
Career	11 twice
3-Pt. FGs	
Season	4 at Arizona (Jan. 23)
Career	4 at Arizona (Jan. 23) Arizona (Feb. 14, 2013)
3-Pt. FGA	
Season	7 at UCLA (Feb. 13)
Career	7 at UCLA (Feb. 13)
FT	
Season	7 Utah (Feb. 1)
Career	7 Utah (Feb. 1)
FTA	
Season	11 Washington State (Feb. 5)
Career	11 Washington State (Feb. 5)
Assists	
Season	3 twice
Career	3 twice
Steals	
Season	3 three times
Career	3 three times
Blocks	
Season	1 six times
Career	3 Oregon State (Mar. 9, 2013)
Minutes	
Season	37 Utah (Feb. 1)
Career	38 at Arizona (Jan. 3, 2013)

MISC. '13-14 SEASON CAREER

Double-Figure Scoring	17	29
20+ Points	4	5
13+ Points	11	20
10+ Rebounds	3	6
Double-Doubles	3	5
Led CU in Scoring	4	7
Led CU in Rebounds	5	8
Led CU in Blocks	4	10
Led CU in Assists	2	2
Led CU in Steals	5	6
5+ Rebounds	18	31
2+ Blocks	-	2
2+ Steals	6	7

2013-2014 Game-by-Game (sophomore)

Game	GS	Min	FGs	3FGs	FTs	O-D-R	Pf	A	To	BL	ST	Pts
vs. Baylor	*	17	4-9	0-2	0-3	1-2-3	5	0	0	0	3	8
UT MARTIN	*	25	3-5	1-2	5-5	0-4-4	2	3	1	0	1	12
WYOMING	*	31	4-6	0-1	5-9	1-4-5	2	0	1	1	1	13
UCSB	*	29	3-5	0-2	3-4	0-5-5	1	2	3	0	3	9
HARVARD	*	29	4-7	3-4	0-0	1-5-6	1	1	2	0	1	11
at Air Force	*	23	5-6	0-1	1-1	3-5-8	1	2	0	0	0	11
at Colorado St.	*	18	0-4	0-2	0-0	2-1-3	5	0	3	1	1	0
KANSAS	*	33	4-9	1-2	5-8	2-4-6	0	0	1	0	3	14
ELON	*	31	3-6	2-3	4-8	4-11-15	1	3	2	1	0	12
vs. Okla State	*	27	1-5	0-3	1-2	1-4-5	3	0	3	0	0	3
GEORGIA	*	26	5-10	3-6	0-0	1-3-4	2	1	2	0	1	13
OREGON ST.	*	33	3-10	0-3	3-5	2-7-9	1	0	1	1	0	9
OREGON	*	29	6-10	0-1	3-3	3-4-7	3	0	5	0	0	15
at Wash. State	*	34	4-8	0-1	6-10	1-2-3	3	1	0	0	0	14
at Washington	*	30	3-6	1-2	1-2	3-3-6	2	1	3	1	0	8
UCLA	*	33	1-6	0-2	0-0	2-6-8	0	1	1	1	1	2
USC	*	23	4-9	1-1	1-1	0-1-1	0	0	0	1	0	10
at Arizona	*	34	7-12	4-5	3-3	1-1-2	3	0	3	0	0	21
at Arizona St.	*	35	4-9	1-4	3-8	1-4-5	2	1	5	1	2	12
UTAH	*	37	2-6	0-2	7-10	4-6-10	3	2	2	0	2	11
WASH STATE	*	33	7-14	1-5	5-11	2-7-9	2	0	3	1	2	20
WASHINGTON	*	31	10-14	3-3	4-4	4-6-10	1	2	1	0	1	27
at UCLA	*	36	5-12	2-7	2-4	1-8-9	1	0	0	1	0	14
at USC	*	25	6-11	3-5	5-6	1-3-4	5	1	0	0	0	20

2012-2013 Game-by-Game (freshman)

Game	GS	Min	FGs	3FGs	FTs	O-D-R	Pf	A	To	BL	ST	Pts
WOFFORD	-	24	1-2	0-1	3-4	2-6-8	1	1	2	0	0	5
vs. Dayton	-	26	5-9	2-4	3-4	0-3-3	5	1	1	2	1	15
vs. Baylor	-	23	3-6	0-0	1-4	2-4-6	3	1	5	1	0	7
vs. Murray State	-	12	1-1	0-0	0-1	1-0-1	2	0	1	0	0	2
AIR FORCE	-	10	3-4	1-2	0-0	0-1-1	4	0	1	0	0	7
TX SOUTHERN	-	23	2-4	0-0	2-4	2-3-5	4	0	2	1	0	6
at Wyoming	-	22	2-4	0-1	2-2	1-2-3	4	0	3	0	0	6
COLORADO ST.	-	16	2-3	0-1	1-4	0-2-2	1	0	0	1	0	5
at Kansas	-	18	0-4	0-1	1-4	1-3-4	5	0	1	0	0	1
at Fresno State	-	8	0-0	0-0	1-2	0-4-4	4	0	3	1	0	1
N. ARIZONA	-	23	6-7	3-3	2-3	1-3-4	1	1	2	0	0	17
HARTFORD	-	18	1-6	0-1	2-2	2-0-2	2	1	2	0	0	4
at Arizona	*	38	4-8	2-4	3-6	2-4-6	3	1	0	0	2	13
at Arizona State	-	14	2-6	0-1	0-0	2-2-4	5	0	2	0	0	4
USC	*	23	2-7	0-2	3-6	1-2-3	3	1	0	1	0	7
UCLA	*	22	2-5	1-3	3-5	1-1-2	2	0	2	0	0	8
at Washington	*	29	4-10	0-0	1-2	3-1-4	4	0	3	1	0	9
at Washington St.	-	20	5-7	0-2	4-6	1-3-4	1	0	2	0	1	14
STANFORD	*	24	5-8	1-2	0-0	1-2-3	4	0	2	0	0	11
CALIFORNIA	*	30	7-10	0-2	4-4	1-11-12	3	0	5	0	0	18
at Utah	*	31	3-7	0-2	0-1	3-7-10	4	1	2	1	1	6
at Oregon	*	21	3-7	2-3	0-0	0-2-2	1	1	1	0	0	8
at Oregon State	-	23	1-3	0-1	1-2	1-1-2	2	0	1	0	0	3
ARIZONA	*	27	7-9	4-5	1-2	2-7-9	3	1	2	0	0	19
ARIZONA ST.	*	36	4-9	0-1	2-4	9-5-14	2	1	4	0	1	10
UTAH	*	29	2-4	1-3	1-2	2-3-5	0	0	2	1	1	6
at Stanford	*	26	3-5	0-2	1-3	2-3-5	3	0	0	0	0	7
at California	*	36	4-14	3-4	3-6	3-4-7	2	0	0	1	0	14
OREGON	*	22	7-7	3-3	5-6	1-2-3	4	0	2	0	0	22
OREGON ST.	*	28	3-7	0-0	0-0	4-3-7	4	0	3	3	0	6
vs. Oregon St.	*	33	6-10	0-1	4-9	3-5-8	1	0	1	0	1	16
vs. Arizona	*	30	3-5	1-1	4-7	2-0-2	4	1	1	0	0	11
vs. Illinois	*	27	2-6	1-1	2-2	0-4-4	5	0	0	1	1	7

CAREER STATISTICS

Year	GP-GS	Min	FG-FGA	Pct	3PT-A	Pct	FT-FTA	Pct	O	D	Reb	Avg	Ast	To	PF-FO	Stl	Blk	Pts	Avg
2013-14	24-24	701	98-199	.492	26-69	.377	67-107	.626	41	106	147	6.1	21	42	49-3	22	10	289	12.0
2012-13	33-18	792	105-204	.515	25-57	.439	60-107	.561	56	103	159	4.8	12	58	96-4	9	15	295	8.9
Total	57-42	1493	203-403	.504	51-126	.405	127-214	.594	97	209	306	5.4	33	100	145-7	31	25	584	10.3



XAVIER TALTON

#3

Sophomore • Guard
 6'2" • 180
 One-Year Letterwinner
 Sterling, Colo.
 (Sterling HS)

2012-2013 Game-by-Game (freshman)

Game	GS	Min	FGs	3FGs	FTs	O-D-R	Pf	A	To	BL	ST	Pts
WOFFORD	-	10	0-3	0-1	2-3	0-1-1	2	0	0	0	1	2
vs. Dayton	-	3	0-0	0-0	0-0	0-0-0	0	0	1	0	0	0
vs. Baylor	-	2	0-0	0-0	0-0	0-1-1	0	0	0	0	0	0
vs. Murray State	-	4	0-0	0-0	0-0	0-0-0	0	0	0	0	0	0
AIR FORCE	-	9	1-3	0-0	0-0	0-3-3	0	0	0	0	0	2
TX SOUTHERN	-	8	1-1	0-0	0-0	0-1-1	0	0	0	0	0	2
at Wyoming	-	9	3-3	1-1	0-0	1-0-1	3	0	1	0	0	7
COLORADO ST.	-	5	0-0	0-0	0-0	0-0-0	0	1	0	0	0	0
at Kansas	-	19	2-4	0-1	0-0	1-0-1	2	3	1	0	2	4
at Fresno State	-	8	0-1	0-0	0-0	0-0-0	0	0	1	0	0	0
N. ARIZONA	-	20	2-4	2-3	0-0	1-1-2	2	2	2	0	0	6
HARTFORD	-	14	0-1	0-1	1-3	0-1-1	1	0	2	0	0	1
at Arizona	-	3	0-0	0-0	0-0	0-0-0	0	0	0	0	0	0
at Arizona State	-	4	0-0	0-0	0-0	0-0-0	2	0	1	0	0	0
USC	-	7	1-2	0-0	0-0	0-0-0	0	1	0	0	0	2
at Washington	-	1	0-0	0-0	0-0	0-0-0	0	0	1	0	0	3
at Washington St.	-	2	0-0	0-0	0-0	0-0-0	0	0	0	0	0	0
STANFORD	-	1	0-0	0-0	0-0	0-1-1	1	0	0	0	0	0
CALIFORNIA	-	1	0-0	0-0	0-0	0-0-0	0	0	0	0	0	0
at Utah	-	8	1-1	0-0	0-1	0-0-0	1	0	0	0	0	2
at Oregon	-	10	1-1	0-0	0-0	0-1-1	0	2	0	0	0	2
at Oregon State	-	5	0-0	0-0	0-0	0-0-0	0	0	1	0	0	0
ARIZONA	-	7	2-2	1-1	1-2	0-0-0	0	0	2	0	2	6
ARIZONA ST.	-	9	1-1	1-1	0-0	0-1-1	0	1	0	0	1	3
UTAH	-	11	0-0	0-0	0-0	0-1-1	0	1	2	0	0	0
at Stanford	-	8	0-1	0-1	0-0	0-0-0	0	0	0	0	0	0
at California	-	3	0-0	0-0	0-0	0-0-0	0	0	0	0	0	0
OREGON	-	14	1-3	1-1	0-0	0-0-0	0	1	0	0	0	3
OREGON ST.	-	12	1-3	0-1	0-0	0-2-2	0	1	1	0	0	2
vs. Oregon St.	-	4	0-2	0-0	0-0	0-1-1	1	0	0	0	1	0
vs. Arizona	-	10	2-3	0-0	0-0	0-4-4	2	2	0	0	0	4
vs. Illinois	-	3	0-0	0-0	0-0	0-0-0	1	0	0	0	0	0

2013-2014 Game-by-Game (sophomore)

Game	GS	Min	FGs	3FGs	FTs	O-D-R	Pf	A	To	BL	ST	Pts
vs. Baylor	-	6	0-1	0-1	0-0	0-0-0	2	0	1	0	0	0
UT MARTIN	-	11	0-2	0-1	2-2	0-1-1	3	1	1	0	1	2
WYOMING	-	16	0-2	0-1	1-2	0-1-1	1	0	0	0	0	1
JACKSON ST.	-	25	5-6	3-4	0-0	0-1-1	1	3	2	0	1	13
ARKANSAS ST.	-	16	2-5	1-3	0-0	0-1-1	2	1	1	0	0	5
UCSB	-	17	0-4	0-2	0-0	0-1-1	2	1	0	1	0	0
HARVARD	-	18	3-5	1-2	2-3	3-2-5	1	2	3	0	0	9
at Air Force	-	16	0-2	0-1	2-2	1-1-2	3	4	0	0	1	2
at Colorado St.	-	18	2-5	0-1	0-0	0-1-1	2	4	2	0	0	4
KANSAS	-	9	0-3	0-2	0-0	0-1-1	0	0	0	0	0	0
ELON	-	24	4-5	1-1	0-0	2-4-6	3	2	1	1	2	9
vs. Okla. State	-	10	1-3	0-0	0-0	0-0-0	1	0	1	0	0	2
GEORGIA	-	9	0-3	0-2	0-0	0-1-1	1	0	0	0	0	0
OREGON ST.	-	13	1-2	0-1	0-0	2-0-2	1	1	0	0	1	2
OREGON	-	11	2-2	0-0	4-6	0-0-0	4	0	1	0	0	8
at Wash. State	-	16	1-3	1-2	0-0	0-4-4	0	2	0	0	1	3
at Washington	-	17	0-5	0-2	0-0	0-1-1	0	1	4	0	2	0
UCLA	-	25	2-7	0-4	1-2	1-1-2	2	4	3	0	0	5
USC	-	18	1-3	0-2	0-0	0-2-2	2	3	0	0	1	2
at Arizona	-	16	1-1	0-0	2-2	0-0-0	1	1	5	0	0	4
at Arizona St.	-	16	0-1	0-1	0-0	0-2-2	2	3	0	1	1	0
UTAH	-	22	5-8	4-5	0-0	0-3-3	2	1	1	2	1	14
WASH STATE	-	14	1-2	1-2	0-0	0-0-0	4	1	0	0	0	3
WASHINGTON	-	29	3-5	2-2	1-2	0-3-3	0	3	3	0	0	9
at UCLA	-	29	3-6	3-5	1-2	0-2-2	1	0	4	0	0	10
at USC	-	32	4-5	2-3	4-7	1-6-7	3	3	0	0	0	14

SEASON/CAREER HIGHS

Points	Season	14	at USC (Feb. 16)
	Career	14	at USC (Feb. 16)
FGM	Season	5	twice
	Career	5	twice
FGA	Season	8	Utah (Feb. 1)
	Career	8	Utah (Feb. 1)
Rebounds	Season	7	at USC (Feb. 16)
	Career	7	at USC (Feb. 16)
O-Rebs	Season	3	Harvard (Nov. 24)
	Career	3	Harvard (Nov. 24)
D-Rebs	Season	6	at USC (Feb. 16)
	Career	6	at USC (Feb. 16)
3-Pt. FGs	Season	4	Utah (Feb. 1)
	Career	4	Utah (Feb. 1)

3-Pt. FGA	Season	5	Utah (Feb. 1)
	Career	5	Utah (Feb. 1)
FT	Season	4	at USC (Feb. 16)
	Career	4	at USC (Feb. 16)
FTA	Season	7	at USC (Feb. 16)
	Career	7	at USC (Feb. 16)
Assists	Season	4	three times
	Career	4	three times
Steals	Season	2	Elon (Dec. 13)
	Career	2	three times
Blocks	Season	2	Utah (Feb. 1)
	Career	2	Utah (Feb. 1)
Minutes	Season	32	at USC (Feb. 16)
	Career	32	at USC (Feb. 16)

MISC.	'13-14 SEASON	CAREER
Double-Figure Scoring	4	4
4+ Points	11	16
3+ Rebounds	7	9
Led CU in Scoring	-	-
Led CU in Rebounds	-	-
Led CU in Blocks	1	1
Led CU in Assists	3	5
Led CU in Steals	3	3
2+ Assists	11	15
2+ Steals	3	5
2+ Blocks	1	1

CAREER STATISTICS

Year	GP-GS	Min	FG-FGA	Pct	3PT-A	Pct	FT-FTA	Pct	O	D	Reb	Avg	Ast	To	PF-FO	Stl	Blk	Pts	Avg
2013-14	26-4	452	41-96	.427	19-50	.380	20-30	.667	10	39	49	1.9	42	34	44-0	15	4	121	4.7
2012-13	32-0	234	19-39	.487	6-12	.500	4-9	.444	3	19	22	0.7	15	16	17-0	7	0	48	1.5
Total	58-4	686	60-135	.444	25-62	.403	24-39	.615	13	58	71	1.2	57	50	61-0	22	4	169	2.9



ELI STALZER #5
 Sophomore • Guard
 6'3" • 190
 One-Year Letterwinner
 Brea, Calif.
 (Mater Dei HS)

SEASON/CAREER HIGHS

Points		
Season	4	three times
Career	6	Air Force (Nov. 25, 2012)
FGM		
Season	2	Utah (Feb. 1)
Career	2	three times
FGA		
Season	4	Utah (Feb. 1)
Career	4	Utah (Feb. 1)
Rebounds		
Season	6	USC (Jan. 18)
Career	6	USC (Jan. 18)
O-Rebs		
Season	1	four times
Career	1	seven times
D-Rebs		
Season	5	USC (Jan. 18)
Career	5	USC (Jan. 18)
3-Pt. FGs		
Season	1	twice
Career	2	Air Force (Nov. 25, 2012)
3-Pt. FGA		
Season	1	five times
Career	3	twice
FT		
Season	2	Jackson State (Nov. 16)
Career	2	twice
FTA		
Season	3	at Arizona State (Jan. 25)
Career	3	twice
Assists		
Season	1	five times
Career	3	Northern Arizona (Dec. 21, 2012)
Steals		
Season	1	four times
Career	3	Hartford (Dec. 29, 2012)
Blocks		
Season	-	
Career	1	twice
Minutes		
Season	22	Utah (Feb. 1)
Career	22	Utah (Feb. 1)

MISC. '13-14 SEASON CAREER

Double-Figure Scoring	-	-
5+ Points	-	2
Led CU in Scoring	-	-
Led CU in Rebounds	-	-
Led CU in Assists	1	1
Led CU in Steals	-	1
3+ Rebounds	1	4
3+ Steals	-	1
2+ Assists	-	3
1+ Blocks	-	2

2013-2014 Game-by-Game (sophomore)

Game	GS	Min	FGs	3FGs	FTs	O-D-R	Pf	A	To	BL	ST	Pts
UT MARTIN	-	6	0-0	0-0	1-2	1-0-1	1	1	1	0	1	1
WYOMING	-	2	0-1	0-1	0-0	0-0-0	0	0	0	0	0	0
JACKSON ST.	-	6	0-2	0-1	2-2	0-0-0	0	0	0	0	0	2
ARKANSAS ST.	-	6	0-0	0-0	0-0	0-0-0	0	0	1	0	1	0
at Air Force	-	5	0-0	0-0	0-0	0-0-0	0	1	0	0	0	0
at Colorado St.	-	1	0-0	0-0	0-0	0-0-0	0	0	0	0	0	0
GEORGIA	-	1	0-0	0-0	0-0	0-0-0	0	0	1	0	0	0
OREGON	-	0+	0-0	0-0	0-0	0-0-0	1	0	0	0	0	0
at Washington	-	10	1-3	0-1	0-0	1-1-2	1	1	1	0	0	2
UCLA	-	12	1-3	0-1	0-0	0-2-2	2	0	1	0	0	2
USC	-	20	1-3	1-1	1-2	1-5-6	0	1	2	0	0	4
at Arizona	-	6	0-0	0-0	0-0	0-0-0	4	0	0	0	0	0
at Arizona St.	-	12	0-1	0-0	1-3	1-1-2	1	0	1	0	0	2
UTAH	-	22	2-4	0-1	0-0	0-0-0	1	1	1	0	1	4
WASH STATE	-	4	0-0	0-0	0-0	0-0-0	1	0	0	0	0	0
WASHINGTON	-	14	1-2	1-2	1-2	0-2-2	2	0	0	0	1	4
at UCLA	-	6	1-1	0-0	0-0	0-1-1	1	0	0	0	0	2
at USC	-	15	0-0	0-0	0-0	0-0-0	1	0	1	0	0	0

2012-13 Game-by-Game (freshman)

Game	GS	Min	FGs	3FGs	FTs	O-D-R	Pf	A	To	BL	ST	Pts
WOFFORD	-	16	2-2	1-1	0-0	0-3-3	0	1	1	0	0	5
vs. Dayton	-	10	1-2	1-2	0-0	0-0-0	1	0	0	0	0	3
vs. Baylor	-	10	1-1	1-1	0-0	0-0-0	1	0	0	0	0	3
vs. Murray State	-	7	0-0	0-0	0-0	0-0-0	0	0	2	0	0	0
AIR FORCE	-	12	2-3	2-3	0-0	0-1-1	1	0	1	0	0	6
TX SOUTHERN	-	12	0-1	0-1	0-0	0-0-0	1	1	1	1	1	0
at Wyoming	-	19	1-3	0-1	1-1	0-4-4	1	1	0	0	0	3
COLORADO ST.	-	10	0-0	0-0	0-0	0-1-1	1	0	2	0	0	0
at Kansas	-	10	0-2	0-2	1-2	0-0-0	1	0	1	0	0	1
at Fresno State	-	5	0-0	0-0	0-0	0-0-0	1	0	1	0	0	0
N. ARIZONA	-	21	0-3	0-3	0-0	1-2-3	5	3	1	0	0	0
HARTFORD	-	13	0-2	0-0	0-0	0-1-1	2	2	3	0	3	0
at Arizona State	-	3	0-0	0-0	0-0	0-0-0	1	0	0	0	0	0
USC	-	9	1-1	1-1	0-0	0-0-0	1	0	1	0	0	3
at Washington	-	7	1-1	0-0	1-1	0-1-1	4	0	0	0	0	3
at Washington St.	-	9	0-0	0-0	2-2	0-2-2	0	0	1	0	0	2
STANFORD	-	4	0-1	0-0	1-3	0-0-0	1	0	0	0	0	1
CALIFORNIA	-	10	1-1	0-0	0-0	0-1-1	0	0	1	0	0	2
at Utah	-	7	0-0	0-0	0-0	0-0-0	0	1	1	0	0	0
at Oregon State	-	7	1-3	0-2	0-0	0-0-0	1	1	2	1	0	2
UTAH	-	6	0-2	0-2	0-0	0-0-0	0	0	0	0	1	0
at Stanford	-	2	0-0	0-0	0-0	1-0-1	0	0	0	0	0	0
OREGON	-	5	0-1	0-1	0-0	0-2-2	2	0	2	0	1	0
OREGON ST.	-	11	1-2	0-1	0-0	1-0-1	0	2	0	0	0	2
vs. Arizona	-	3	0-0	0-0	0-0	0-0-0	0	0	0	0	0	0

CAREER STATISTICS

Year	GP-GS	Min	FG-FGA	Pct	3PT-A	Pct	FT-FTA	Pct	O	D	Reb	Avg	Ast	To	PF-FO	Stl	Blk	Pts	Avg
2013-14	18-0	148	7-20	.350	2-8	.250	6-11	.545	4	12	16	0.9	5	10	16-0	4	0	22	1.2
2012-13	25-0	228	12-31	.387	6-21	.286	6-9	.667	3	18	21	0.8	12	21	25-1	6	2	36	1.4
Total	43-0	376	19-51	.373	8-29	.276	12-20	.600	7	30	37	0.9	17	31	41-1	10	2	58	1.4



TRE'SHAUN FLETCHER #10

Freshman • Forward

6'7" • 200

Tacoma, Wash.
(Lincoln HS)

Freshman Year (2013-2014): Injured his left knee at Washington (Jan. 12) • Will be out of the lineup 6-to-8 weeks • Lefthander with a great skill package • More of a true wing • Handles ball well and shoots well • Coach Boyle's says: "He's really a good passer for his position. He's long, athletic, runs the floor well and is great in transition. We think he'll fit in very well with what we're looking to do here. Bottom line is, he can do a lot different things to help you win."

Lincoln HS: Is the all-time leading scorer in the Abes history • Senior year averaged 21 points, 10 rebounds and five assists per game • Helped lead Lincoln to a 23-4 record and third place finish in the state tournament • 3A state player of the year, also first-team all-state, first-team all-league • Three West Central District and Narrows League championships three of four years • Over his four years, the Abes were 82-21 (.796), including a 63-12 mark (.840) during this sophomore, junior, senior years 2013 Rivals.com three-star prospect: No. 26 small forward and No. 143 overall • Scout.com: Ranked as a top-100 player (No. 90) nationally for 2013 • Junior season, was named MVP of the Narrows League, as well as first team all-area and second-team all-state • Averaged 18 points, 11 rebounds and five assists in Lincoln's 18-8 season • Scholarship offers came from Arizona State, Washington State, UCLA, Boise State, Cal Poly, Gonzaga, Oregon State and Santa Clara • Played AAU ball with the Northwest Panthers, whose coach, Gary Ward, called Fletcher "a legitimate 6-foot-6 with a 6-foot-9 wingspan • Multi-skilled, played some one, some two and some three (positions). Ward also described Fletcher as "crafty" and "sometimes a little too unselfish, he is a really good player."

Academics: Open option major in College's Arts and Sciences.

Personal: Born October 5, 1994 • Son of Bobby Ann Fletcher • Is the youngest of four children • Wore jersey number 4 in high school • Biggest moment of high school was trailing by 21 points in the fourth quarter and winning the district championship • "I feel like Colorado is a good fit for me. I love the coaches, the players and the system. I feel like I am a very versatile player. I can guard positions one through three, I can shoot it, I can dribble it and I can pass it. I think colleges like my length, too. I can get in and bang with the fours and fives, too."

SEASON HIGHS

Points

Season 9 Arkansas State (Nov. 18)

FGM

Season 4 Arkansas State (Nov. 18)

FGA

Season 8 vs. Oklahoma State (Dec. 21)

Rebounds

Season 5 at Colorado State (Dec. 3)

O-Rebs

Season 3 vs. Oklahoma State (Dec. 21)
at Colorado State (Dec. 3)

D-Rebs

Season 4 UT Martin (Nov. 10)

3-Pt. FGs

Season 1 four times

3-Pt. FGA

Season 4 vs. Oklahoma State (Dec. 21)

FT

Season 2 five times

FTA

Season 5 Kansas (Dec. 7)

Assists

Season 1 three times

Steals

Season 2 Elon (Dec. 13)

Blocks

Season 1 vs. Oklahoma State (Dec. 21)
at Air Force (Nov. 30)
vs. Baylor (Nov. 8)

Minutes

Season 16 Harvard (Nov. 24)

2013-2014 Game-by-Game (freshman)

Game	GS	Min	FGs	3FGs	FTs	O-D-R	Pf	A	To	BL	ST	Pts	
vs. Baylor	-	15	1-4	0-2	0-0	1-1-2	2	1	1	1	0	2	
UT MARTIN	-	13	2-2	1-1	0-1	0-4-4	2	0	1	0	0	5	
WYOMING	-	2	0-0	0-0	0-0	0-0-0	2	0	0	0	0	0	
JACKSON ST.	-	5	0-0	0-0	0-0	0-0-0	4	0	1	0	0	0	
ARKANSAS ST.	-	13	4-6	1-3	0-2	1-1-2	0	0	0	0	0	9	
UCSB	-	7	2-3	1-2	2-2	0-1-1	1	0	1	0	0	7	
HARVARD	-	16	2-3	0-1	0-0	1-0-1	1	0	0	0	0	4	
at Air Force	-	10	0-2	0-2	0-0	0-0-0	4	0	1	1	0	0	
at Colorado St.	-	7	1-3	0-0	0-0	3-2-5	0	0	0	0	0	2	
KANSAS	-	11	2-3	1-2	2-5	2-0-2	0	0	0	0	0	7	
ELON	-	14	0-1	0-1	0-0	1-2-3	2	1	2	0	2	0	
vs. Okla. State	-	13	3-8	1-4	0-0	3-1-4	2	1	1	1	1	7	
GEORGIA	-	2	0-3	0-2	2-2	0-1-1	0	1	0	0	0	2	
OREGON ST.	-	did not play											
OREGON	-	5	1-2	0-1	1-1	0-1-1	0	0	0	0	0	3	
at Wash. State	-	9	1-3	0-2	2-2	0-2-2	0	0	0	1	0	4	
at Washington	-	10	1-3	0-2	2-2	0-1-1	2	0	1	0	0	4	

INJURED: left knee, has begun workouts

MISC.

2013-14

Double-Figure Scoring	-
10+ Points	-
5+ Points	5
Double-Doubles	-
Led CU in Scoring	-
Led CU in Rebounds	-
Led CU in Steals	1
Led CU in Blocks	3
3+ Rebounds	4
2+ Assists	-
2+ Steals	1



KEVIN NELSON #12

Junior • Guard
6'2" • 185
Albuquerque, N.M.
(Albuquerque Academy/
Missouri State University-West)

2013-2014 (junior): Is a senior in the classroom, junior on the court • Will return next season (2014-15) • Missed the entire season with a broken right ankle • Played in eight games with three points against UT Martin (Nov. 10).

Missouri State University West Plains (2010-2012): Played and started all 30 games at the point-guard position in 2011-12 • Led the Grizzlies in assists and helped the team to a 21-10 record during the 2011-12 campaign • Second place finish during the Region 16 regular season • Member of the 2010-11 team that reached the pinnacle of NJCAA competitive success with a 31-4, the best in school history • Grizzlies held the NJCAA Poll #1 ranking for five consecutive weeks and finished #1 unanimously in the final two polls • Missouri State-West Plains competes in NJCAA Division I athletics.

2009-2010 (New Mexico): Did not play, injured.

Albuquerque Academy: Three-year letterman in basketball and baseball (a pitcher) • First-team all-state, all-district, and was the 4A Player of the Year in 2009 (basketball) Led 4A in assists as a junior leading the Chargers to second place in the state tournament.

Academics: College major is business with an emphasis in finance.

Personal: Born August 11, 1990 • Son of Ron and Sheila Nelson • Has an older sister, Molly, a 2011 graduate of Bates College • Father played college basketball at New Mexico (1966-68), in addition was a Helms All-American for the Lobos following his senior season of 1967-68; also played professionally in the ABA.



BRETT BRADY #15

Sophomore • Guard
6'1" • 160
One-Year Letterwinner
Highlands Ranch, Colo.

2013-2014: Is a walk-on student-athlete with this year's CU team • Was a practice player with the Buffaloes in 2012-2013 • Has played in four games with a made three-pointer in two of them (UT Martin and Arkansas State).

Highlands Ranch HS: Three-year letterman in basketball • All-Conference first team • Led state of Colorado in made three pointers as a senior • Recorded the most three pointers in a single game (8).

Academics: College major is applied mathematics.

Personal: Born August 15, 1994 in Highlands Ranch, Colo. • Son of Bill and Carolyn Brady • Has six siblings.



BEAU GAMBLE #14

Senior • Guard
6'0" • 180
One-Year Letterwinner
Boulder, Colo. (Fairview HS)

2013-2014 (senior): Is a senior in the classroom, however has one more year of eligibility • Seven games played with a three-pointer at Air Force (Nov. 30) and against USC (Jan. 18).

Summer 2013: Member of Athletes In Action team that traveled to Lithuania during August • Team USA went 4-1 • Played in five games • Averaged 1.6 assists, one rebound and 13 minutes a game • High-game was 20 minutes with two assists, one point and one steal • Handed-out four assists and a rebound in 17 minutes in another game.

2012-2013 (junior): Played in five games • Averaged 1.4 points per game • Scored three points in home win over Northern Arizona (Dec. 21) • Two points each against Hartford (Dec. 29) and Oregon (Mar. 7), both home wins • Two years eligibility remaining.

2011-2012 (sophomore): Per NCAA rules sat out the season after transferring from Santa Clara.

2010-2011 (Santa Clara): Played in four games • Averaged 3.3 minutes and 2.0 points per game • First year walk-on who made his first two three-pointers in win over Bethany (Jan. 3) • Also added six points with one rebound and one assist in four minutes • Career-high two assists in season-high six minutes vs. UC Santa Cruz (Feb. 1) • Member of the Broncos basketball team that won the 2011 CIT Championship.

2009-2010 (New Hampton Prep): Attended New Hampton Prep in New Hampshire • Played in six games before he missed the rest of the season with an injury.

Fairview HS: Played in the Rocky Mountain Fall Showcase game all four years, including his sophomore year when he was named Most Valuable Player with 28 points (six three-pointers) • Two-year captain • Four-year basketball letterwinner • Led his team to the state semifinals with a 26-1 record • Led Class 5A in assists his senior year • Scored 29 points in three games and had 10 or more assists in six games • Averaged nine points, seven assists, four rebounds and three steals per game during his senior year • Named second team all-state and first-team all-conference • Averaged 15 points, three assists, and two rebounds his junior year when he was honored second-team all-conference • Played AAU for Boulder Titans and Colorado Chaos • Colorado Chaos won the Great American Shootout • Was a member of student council senate at Fairview and was a 2009 graduate.

Academics: College major is communication.



DUSTIN THOMAS #13

Freshman • Forward
 6'7" • 220
 Texarkana, Texas
 (Pleasant Grove HS)

Freshman Year Preview (2013-2014): Shoots the ball extremely well from the perimeter and can put the ball on the floor • Can play inside and out • Plays with extraordinary energy and can rebound • Exceptional shooter for a "big" (48 percent accuracy from 3-point range as a junior) • Coach Boyle says: "The thing that makes Dustin special is his love for the game, his motor. And shooting, he can really stroke it. But what sets him apart is his love for the game. Every time I talk to him he's going to the gym or on his way back. There's not a day that goes by that he's not trying to get better as a basketball player. I think if anything we've got to kind of tone him down a little; he loves the game and his desire to be great is unquestionable."

Pleasant Grove HS: Helped the Hawks to 29-2 mark, including 3A Region II District 15 regular season title • Pleasant Grove lost to Argyle in regional semifinals • 2013 Rivals.com three-star: No. 28 small forward and No. 150 overall • Pleasant Grove won 29 games last season, with Thomas a big reason for the success • He was 3A Region II District 15 MVP after averaging 20 points, 14 rebounds, five assists and five steals • Made an astounding 48 percent of his three-point attempts • Rivals.com ranks him as a three-star prospect • Ranked as the eighth-best senior prospect in Texas — among a loaded class in the Lone Star State that had three prospects sign with Kentucky • Schools that offered him a scholarship included Oklahoma, Texas-Arlington and Lehigh, with interest being shown by Kansas State, Texas, SMU and Tulsa • Pleasant Grove coach Billy Brewer said Thomas is very comfortable shooting from behind the arc: "Three-point range is pretty easy for him. We run a motion offense and we are going to run until they get the ball in his hands • Dustin can also dribble penetrate and he can go in the post. He can do whatever he wants to do so we try to get the ball in his hands."

Academics: Open Option major in College of Arts & Sciences.

Personal: Born July 26, 1995 • Son of David and Shonda Thomas • On selecting CU, "Going up there (to visit Boulder), I didn't know what to expect. Everything about Colorado was perfect. It is like a big family out there. At first, I didn't even think Colorado would have been where I would choose to go. But once I got out there, it completely turned my impression about it. I loved everything about it. The players made me feel like family. The coaching staff was just real up front and I trust them. They won the Pac-12 (in 2012) and you can tell the fans really show them a lot of love. It is just real fun to be around it and I wanted to be a part of that." • Wore jersey number 13 in high school and was a member of the National Honors Society.

2013-2014 Game-by-Game (freshman)

Game	GS	Min	FGs	3FGs	FTs	O-D-R	Pf	A	To	BL	ST	Pts
vs. Baylor	-	14	1-4	1-2	0-0	3-0-3	4	0	0	0	0	3
UT MARTIN	-	19	3-3	1-1	2-2	0-2-2	2	2	2	0	1	9
WYOMING	-	11	1-3	0-0	0-0	1-1-2	2	0	2	0	0	2
JACKSON ST.	-	17	5-8	1-2	2-4	1-3-4	2	2	3	0	1	13
ARKANSAS ST.	-	18	1-7	0-2	0-0	1-4-5	4	1	0	0	0	2
UCSB	-	13	1-2	0-1	2-2	0-2-2	0	0	0	0	0	4
HARVARD	-	11	0-2	0-2	0-0	0-3-3	2	0	1	0	0	0
at Air Force	-	13	2-3	0-0	3-3	1-2-3	3	1	3	0	0	7
at Colorado St.	-	17	2-5	0-2	0-2	5-0-5	3	0	2	0	0	4
KANSAS	-	16	0-3	0-2	3-6	3-1-4	1	1	1	0	0	3
ELON	-	10	2-2	0-0	5-8	1-0-1	2	0	1	0	0	9
vs. Okla State	-	9	0-3	0-1	0-0	0-0-0	3	0	1	0	0	0
GEORGIA	-	10	1-1	0-0	2-2	2-2-4	1	1	1	1	0	4
OREGON ST.	-	11	0-1	0-0	0-2	1-1-2	2	2	0	0	0	2
OREGON	-	5	0-0	0-0	0-0	0-0-0	2	0	0	0	0	0
at Wash State	-	5	1-1	0-0	0-0	0-0-0	0	0	0	0	0	2
at Washington	-	14	0-1	0-0	0-2	2-1-3	2	0	1	0	0	0
UCLA	-	16	1-2	0-0	1-2	1-3-4	2	1	0	0	0	3
USC	-	18	3-4	0-1	1-3	1-1-2	4	0	3	0	0	7
at Arizona	-	23	2-4	0-1	0-0	0-4-4	2	0	0	0	0	4
at Arizona St.	-	15	2-2	0-0	0-0	1-0-1	3	0	0	0	1	4
UTAH	-	13	0-1	0-1	0-0	1-0-1	3	1	0	0	0	0
WASH STATE	-	17	1-2	1-1	0-0	1-0-1	1	0	2	0	1	3
WASHINGTON	-	19	1-4	1-3	0-0	1-3-4	5	0	2	0	0	3
at UCLA	-	27	1-5	0-1	2-2	2-2-4	4	1	3	0	2	4
at USC	-	21	1-2	0-0	1-2	0-3-3	4	2	5	1	0	3

SEASON HIGHS

Points		
Season	13	Jackson State (Nov. 16)
FGM		
Season	5	Jackson State (Nov. 16)
FGA		
Season	8	Jackson State (Nov. 16)
Rebounds		
Season	5	at Colorado State (Dec. 3) Arkansas State (Nov. 18)
O-Rebs		
Season	5	at Colorado State (Dec. 3)
D-Rebs		
Season	4	at Arizona (Jan. 25) Arkansas State (Nov. 18)
3-Pt. FGs		
Season	1	four times
3-Pt. FGA		
Season	2	four times
FT		
Season	5	Elon (Nov. 13)
FTA		
Season	8	Elon (Nov. 13)
Assists		
Season	2	Oregon State (Jan. 2) Jackson State (Nov. 16) UT Martin (Nov. 10)
Steals		
Season	2	at UCLA (Feb. 13)
Blocks		
Season	1	at USC (Feb. 16) Georgia (Dec. 28)
Minutes		
Season	27	at UCLA (Feb. 13)

MISC. 2013-14

Double-Figure Scoring	1
10+ Points	1
5+ Points	5
Double-Doubles	-
Led CU in Scoring	-
Led CU in Rebounds	-
Led CU in Assists	-
Led CU in Blocks	1
4+ Rebounds	8
2+ Assists	4
2+ Steals	1



JARON HOPKINS #23

Freshman • Guard

6'5" • 190

Mesa, Ariz.

(Dobson HS) [Chandler, Ariz.]

Freshman Year Preview (2013-2014): A multi-purpose guard who can play the point, the two spot and the wing • Passes, dribbles and shoots at a high level • Coach Boyle says: "There's not a lot of things he can't do on the basketball court. He's an elite level athlete with a good frame who can run and jump. He's certainly one of the top players in the state if not the top player in the state, in our opinion."

Dobson HS: Senior year averaged 22.2 points, 4.5 rebounds, 2.4 assists and 2.1 steals per game • Dobson went 19-12; lost to Mesa in the second round of the Division I state playoffs • Second-team all-state (Division I) honoree • 2013 Rivals.com: Three-star: 30th ranked shooting guard; Ranked No. 143 nationally by Rivals.com • Averaged 21.8 points, 7.0 rebounds, 6.0 assists, 5.3 steals and 0.8 blocks during his junior season at Basha High School (Chandler, Ariz.) • Hopkins can shoot, going 60 percent from the field as a junior, including 37 percent from beyond the arc and 57 percent from the free throw line • Scored 20 or more points 16 times and led his state's Section II in points, steals and assists in a 22-7 season that saw the Bears advance to the second round of the AIA Division I playoffs and a No. 10 state ranking • His 5.3 steals per game in 2011-12, led the state of Arizona and ranked #23 nationally • Other western schools pursuing him included Washington State, Oregon State, Arizona State, New Mexico, Boise State, Colorado State, USC and UTEP • Played AAU ball last spring and summer for the Compton Magic.

Academics: Open option major in College's Arts and Sciences.

Personal: Born November 14, 1994 • Son of Brian and Veronika Hopkins • One of three children • Wore jersey number 1 in high school • Set the school scoring record for points in a game with 43 on Jan. 27, 2012 • Involved in summer camp teaching/mentoring kids • "I feel like I fit in with the team and I love the campus. I just like the school in general."

2013-2014 Game-by-Game (freshman)

Game	GS	Min	FGs	3FGs	FTs	O-D-R	Pf	A	To	BL	ST	Pts
vs. Baylor	-	12	1-3	0-0	0-0	1-0-1	0	0	1	0	1	2
UT MARTIN	-	18	4-7	0-2	1-2	1-3-4	2	3	2	0	2	9
WYOMING	-	10	0-1	0-0	0-1	0-1-1	3	1	1	0	0	0
JACKSON ST. *	19	4-6	1-2	3-6	0-3-3	1	2	0	0	0	0	12
ARKANSAS ST. *	19	2-6	1-4	5-6	2-4-6	0	2	1	0	0	0	10
UCSB	-	19	2-7	0-1	0-1	1-1-2	2	1	2	0	0	4
HARVARD	-	11	0-1	0-0	0-0	1-1-2	1	0	1	1	1	0
at Air Force	-	16	3-6	3-5	0-0	0-0-0	2	2	0	0	0	9
at Colorado St.	-	16	4-5	2-2	0-0	0-4-4	4	0	1	0	2	10
KANSAS *	27	1-4	1-3	0-0	0-4-4	4	3	2	0	1	3	3
ELON *	18	0-2	0-1	0-4	0-2-2	3	0	1	0	0	0	0
vs. Okla. State	-	14	1-3	0-1	0-1	2-1-3	2	0	0	0	0	2
GEORGIA	-	18	2-7	1-3	0-0	2-1-3	3	0	0	0	1	5
OREGON ST.	-	21	5-8	2-4	1-2	1-0-1	2	0	2	0	0	13
OREGON	-	17	2-3	1-2	0-0	0-1-1	3	1	0	0	1	5
at Wash. State	-	15	0-1	0-1	0-2	0-2-2	3	0	0	0	0	0
at Washington	-	20	3-8	0-2	1-2	1-0-1	1	1	1	1	1	7
UCLA *	25	1-6	0-3	0-0	0-2-2	3	2	5	0	2	2	2
USC *	20	3-7	0-3	4-4	0-3-3	1	0	0	0	2	10	10
at Arizona	*	24	1-6	0-2	2-3	0-1-1	5	0	5	0	2	4
at Arizona St.	*	22	1-5	0-2	0-0	1-1-2	1	1	1	0	0	2
UTAH *	5	0-1	0-1	0-0	1-0-1	2	0	3	0	0	0	0
WASH ST.	-	20	1-5	0-3	0-0	0-3-3	1	2	2	0	2	5
WASHINGTON	-	29	2-5	0-0	1-3	1-9-10	4	1	1	0	0	5
at UCLA	-	21	4-7	0-1	0-0	0-0-0	2	0	0	0	0	8
at USC	-	23	3-8	2-5	2-3	0-1-1	2	4	1	0	3	10

SEASON HIGHS

Points

Season 13 Oregon State (Jan. 2)

FGM

Season 5 Oregon State (Jan. 2)

FGA

Season 8 at USC (Feb. 16)
at Washington (Jan. 12)
Oregon State (Jan. 2)

Rebounds

Season 10 Washington (Feb. 9)

O-Rebs

Season 2 four times

D-Rebs

Season 9 Washington (Feb. 9)

3-Pt. FGs

Season 3 at Air Force (Nov. 30)

3-Pt. FGA

Season 5 at Air Force (Nov. 30)

FT

Season 5 Arkansas State (Nov. 18)

FTA

Season 6 Arkansas State (Nov. 18)
Jackson State (Nov. 16)

Assists

Season 4 at USC (Feb. 16)

Steals

Season 3 at USC (Feb. 16)

Blocks

Season 1 twice

Minutes

Season 29 Washington (Feb. 9)

MISC.

2013-14

Double-Figure Scoring	6
15+ Points	-
10+ Points	6
10+ Rebounds	1
Led CU in Scoring	1
Led CU in Rebounds	1
Led CU in Assists	2
Led CU in Steals	8
4+ Rebounds	5
2+ Assists	7
2+ Steals	7



GEORGE KING #24

Freshman • Guard/Forward
6'5 1/2" • 208
San Antonio, Texas
(Brennan HS)

Freshman Year Preview (2013-2014): Versatile athlete • Signed as the fourth freshmen to the team in May 2013 • Coach Boyle says, "He can rebound, block shots, shoot and defend." Boyle also said CU was "kind of late to the party" in recruiting King, who conceded he was a "late bloomer" and didn't start attracting major attention until late in his senior season and went through the April signing period unsigned • Impressed coach Boyle while playing for a New Mexico-based team during the Mile High Classic basketball tournament in Denver.

Brennan HS: During his senior year, averaged 17.1 points, 11.3 rebounds and 1.6 blocks per game in leading the Brennan Bears to a 39-3 record and an appearance in the 4A state semifinals • Shot 60 percent from the field • Named both TABC All-State and District 28-4A MVP • As a senior he recorded 25 double-doubles and had two 20-20 games with 23 points and 20 rebounds against Warren (Nov. 12) and 20 points and 20 rebounds against Lanier (Jan. 29) including 12 rebounds in one quarter • As a junior, was an all-area selection • Helped the Bears to 75-9 record (.893) over his two years, including a 39-3 mark during his senior year.

Academics: College major is psychology.

Personal: Born January 15, 1994 • Son of George and Tresse King • Is one of two children • Selected CU because "I visited here like any other athlete would do and fell in love with Boulder. For me it wasn't a surprise at all. I knew where I wanted to go; that's why I signed with the Colorado Buffaloes."

2013-2014 Game-by-Game (freshman)

Game	GS	Min	FGs	3FGs	FTs	O-D-R	Pf	A	To	BL	ST	Pts
vs. Baylor	-	2	0-1	0-1	1-2	1-0-1	0	0	0	0	0	1
UT MARTIN	-	5	0-2	0-1	0-0	0-3-3	0	1	0	0	0	0
WYOMING	-	2	0-0	0-0	0-1	0-0-0	0	0	0	0	0	0
JACKSON ST.	-	11	1-1	0-0	0-1	0-7-7	2	0	2	0	1	2
ARKANSAS ST.	-	15	3-4	2-2	3-3	1-3-4	1	1	0	1	0	11
UCSB	-	7	1-1	0-0	0-0	0-1-1	0	0	2	0	0	2
HARVARD	-	1	0-0	0-0	0-0	0-0-0	0	0	0	0	0	0
at Air Force	-	7	2-3	1-2	0-0	0-4-4	2	0	0	0	0	5
at Colorado St.	-	6	0-2	0-2	0-0	0-2-2	0	1	0	0	0	0
KANSAS	-	2	0-2	0-0	0-0	1-1-2	1	0	0	0	0	0
ELON	-	18	2-6	0-3	6-10	1-4-5	1	0	1	0	0	10
vs. Okla. State	-	1	0-0	0-0	0-0	0-0-0	0	0	0	0	0	0
GEORGIA	-	1	0-0	0-0	0-0	0-0-0	0	0	0	0	0	0
OREGON ST.	did not play											
OREGON	-	0+	0-0	0-0	0-0	0-0-0	0	0	0	0	0	0
at Wash. State	-	1	0-0	0-0	0-0	0-0-0	0	0	0	0	0	0
at Washington	-	3	0-0	0-0	0-0	0-0-0	0	0	0	0	0	0
UCLA	did not play											
USC	-	16	1-6	1-3	2-2	1-1-2	4	3	0	0	2	5
at Arizona	-	6	0-0	0-0	0-0	0-1-1	0	0	0	0	0	0
at Arizona St.	-	2	1-1	0-0	0-0	0-0-0	1	0	0	0	0	0
UTAH	-	4	0-0	0-0	0-0	0-1-1	0	1	0	0	0	0
WASH. STATE	-	16	1-5	0-3	0-0	0-3-3	1	0	0	0	0	2
WASHINGTON	-	6	0-1	0-0	2-2	0-1-1	0	0	0	0	0	2
at UCLA	-	4	0-2	0-2	0-0	0-1-1	0	0	0	0	0	0
at USC	-	3	0-0	0-0	1-2	0-0-0	1	0	3	0	0	1

SEASON HIGHS

Points

Season 11 Arkansas State (Nov. 18)

FGM

Season 3 Arkansas State (Nov. 18)

FGA

Season 6 twice

Rebounds

Season 7 Jackson State (Nov. 16)

O-Rebs

Season 1 four times

D-Rebs

Season 7 Jackson State (Nov. 16)

3-Pt. FGs

Season 2 Arkansas State (Nov. 18)

3-Pt. FGA

Season 3 Washington State (Feb. 5)
Elon (Nov. 13)

FT

Season 6 Elon (Nov. 13)

FTA

Season 10 Elon (Nov. 13)

Assists

Season 3 USC (Jan. 18)

Steals

Season 2 USC (Jan. 18)

Blocks

Season -

Minutes

Season 18 Elon (Nov. 13)

MISC.

2013-14

Double-Figure Scoring	2
10+ Points	2
5+ Points	3
Double-Doubles	-
Led CU in Scoring	-
Led CU in Rebounds	1
Led CU in Assists	-
Led CU in Steals	1
4+ Rebounds	4
2+ Assists	1
2+ Steals	1



SPENCER DINWIDDIE #25

Junior • Point-Guard
 6'6" • 200
 Two-Year Letterwinner
 Woodland Hills, Calif.
 (Taft HS)

Career: Left knee injury (ACL) at Washington (Jan. 12), out for the remainder of the season • Career scoring average: 13.0 points per game • Also averaging 3.4 rebounds, 2.6 assists, 1.1 steals per game • Ranks third in free throw percentage (.830) and fourth in three-point percentage (.386) • No. 11 in starts (86) • No. 17 in minutes (2,590) • No. 20 in assists (227) • No. 20 in steals (97) • No. 23 in scoring (1,115 pts.) • Made 33-straight free throws (Feb. 7-21, 2013; 5 games) - third longest in school history.

Summer of 2013: One of 12 collegiate student-athletes named to the 2013 USA Basketball Men's World University Games Team in Kazan, Russia • Americans finished third in Group C missing out on the medal round and finished in ninth place overall • USA won six games tying for third overall with the most victories in the 24-country field • Dinwiddie was the lone Pac-12 Conference player on the roster • One of three players on Team USA to start all eight games • Averaged 7.9 points and 2.6 rebounds per game • Led Team USA with 44 assists (5.5 apg.) and with 12 steals (1.5 spg.) • Made 50 percent of shots (25-of-50) • Had five games with at least six assists (three games with eight dimes; seven and six assists in the others).

2012-2013 (sophomore): A key contributor helping the Buffaloes to their second consecutive NCAA Tournament appearance, a school-first in back-to-back years since 1961-62 & 1962-63 (50 years) • Started every game (33) • First in scoring (15.3 ppg.); assists (9.9, 3.0) and free throw percentage (82.5%) • Led CU in scoring: 15 times; assists: 20 times (2 shared); steals: eight times (2 shared); blocks: 6 times (6 shared) • 505 points scored (ninth among all CU sophomores), 198 of them came from free throw line • Teamed with Askia Booker (410 pts.) to break CU sophomore tandem record (915 points) • Also formed best one-two backcourt scoring punches with Booker among BCS schools (27.7 ppg.), fourth overall in Division I • Tallied 18+ points: 13 times • 10+ points: 26 times.

NATIONAL: No. 90 nationally in FT% (82.5) and No. 179 nationally with 15.3 ppg. • One of five guards in the country who can get to the free throw line without taking many shots from the field (min. 150 FGA): 313 FGA 240 FTA = 1.30 • Of the major conferences, one of six sophomores who led their team in points (505), assists (99) and 3-point field goals (47) • Set a school record performing the perfect game scoring the most points ever by a Buffalo without missing a shot (6-of-6 FG, 4-of-4 3 pt., 8-of-8 FT) at Oregon State (Feb. 9) • Also was one of two CU players of major conference players to not miss a shot from the field and scoring at least 22 points.

2012-2013 Pac-12 Conference (all games): No. 4 in free throw percentage (.825); t-No. 8 in scoring (15.3); No. 10 in assist-turnover ratio (1.4); No. 11 in steals (1.3); No. 12 in assists (3.0) • One of two players to make 16 free throws in a game (vs. Texas Southern, Nov. 27) • Only player to have at least 18 FT attempts in a game (vs. Texas Southern, Nov. 27) • One of two players to be listed three times (min. 8) being perfect at free throw line (14-of-14 vs. Arizona State, Feb. 16; 9-of-9 vs. Arizona, Feb. 14; 8-of-8 at Oregon State, Feb. 10).

2012-2013 Pac-12 Conference (conference-only): No. 4 in free throw percentage (.858); No. 6 in scoring (16.0); t-No. 7 in assist-turnover ratio (1.7); No. 8 in steals (1.5); No. 10 in assists (3.2) • only men's player to make 14 free throws in conference game • Only player to be listed three times (min. 8) being perfect at free throw line.

Awards: 2012-13 All-Pac-12 Conference first team selection • U.S. Basketball Writers Association (USBWA) All-District VIII first team • NABC Coaches' District 20 Second Team • Chauncey Billups MVP Award (voted by players) • Jay Humphries Assist Award (team leader in assists) • Named to Bob Cousy Watch List (Dec. 2012) • College Sports Madness Pac-12 Conference second team • College Sports Madness Pac-12 Men's Basketball Player of the Week (Feb. 18) • 2011-12 Pac-12 Conference All-Freshman Team • Nominee in ESPN.com Page 2's "Coolest Name in the NCAA tournament" bracket (Round of 16).

SEASON/CAREER HIGHS

Points			
Season	28	at Colorado State (Dec. 3)	
Career	29	Colorado State (Dec. 5, 2012)	
FGM			
Season	8	at Colorado State (Dec. 3)	
Career	9	UCLA (Jan. 12, 2013)	
FGA			
Season	14	vs. Oklahoma State (Dec. 21) at Colorado State (Dec. 3)	
Career	20	at Arizona State (Jan. 6, 2013)	
Rebounds			
Season	7	Wyoming (Nov. 13)	
Career	9	at USC (Jan. 26, 2012)	
O-Rebs			
Season	3	Wyoming (Nov. 13)	
Career	3	Wyoming (Nov. 13) at California (Mar. 2, 2013) at Colorado St. (Nov. 30, 2011) Ft. Lewis Coll. (Nov. 11, 2011)	
D-Rebs			
Season	5	three times	
Career	9	at USC (Jan. 26, 2012)	
3-Pt FGs			
Season	4	Harvard (Nov. 24)	
Career	5	Colorado State (Dec. 5, 2012) Texas Southern (Dec. 22, 2011)	
3-Pt FGA			
Season	7	Harvard (Nov. 24)	
Career	9	at Wyoming (Dec. 1, 2012)	
FTM			
Season	14	UC Santa Barbara (Nov. 21)	
Career	16	Texas Southern (Nov. 27, 2012)	
FTA			
Season	15	UC Santa Barbara (Nov. 21)	
Career	18	Texas Southern (Nov. 27, 2012)	
Assists			
Season	7	Oregon (Jan. 5), Elon (Dec 13), Kansas (Dec. 7)	
Career	7	Oregon (Jan. 5), Elon (Dec. 13), Kansas (Dec. 7), Ariz. (Feb. 14, 2013)	
Steals			
Season	6	Jackson State (Nov. 16)	
Career	6	Jackson State (Nov. 16)	
Blocks			
Season	1	four times	
Career	2	5 times, most recent: Texas Southern (Nov. 27, 2012)	
Minutes			
Season	37	Oregon (Jan. 5)	
Career	43	Texas Southern (Nov. 27, 2012)	

CAREER STATISTICS

Year	GP-GS	Min	FG-FGA	Pct	3PT-A	Pct	FT-FTA	Pct	O	D	Reb	Avg	Ast	To	PF-FO	Stl	Blk	Pts	Avg
2013-14	17-17	529	61-131	.466	26- 63	.413	102-119	.857	8	44	52	3.1	64	30	32-0	26	4	250	14.7
2012-13	33-33	1073	130-313	.415	47-139	.338	198-240	.825	9	96	105	3.2	99	73	65-0	44	16	505	15.3
2011-12	36-36	988	99-246	.402	42- 96	.438	120-147	.816	25	106	131	3.6	64	50	84-5	27	9	360	10.0
Totals	86-86	2590	290-690	.420	115-298	.386	420-506	.830	42	246	288	3.4	227	153	181-5	97	29	1115	13.0

2011-2012 (freshman): Member of the Pac-12 Conference Tournament Championship team and the automatic berth to the NCAA Tournament winning four games in four days at the Staples Center in Los Angeles • At the conference tourney, averaged 9.5 points, 2.8 rebounds, and made 92.9 percent from the free throw line (13-of-14); also had a team-high five treys • One of two players to start every game (36) • Averaged 27.4 minutes, 10.0 points, 3.6 rebounds, 1.8 assists per game • Second on the team with 42 three-pointers • Teamed with Askia Booker (317) to form the best 1-2 freshmen scoring pair in school history combining for 677 points; only pair ever to score over 250 or more points.

Academics: College major is communication.

Personal: Born April 6, 1993 • Son of Malcolm and Stephanie Dinwidie • Younger brother, Taylor, is a high school junior • Graduated Taft HS with honors.

2012-13 Game-by-Game (junior)

Game	GS	Min	FGs	3FGs	FTs	O-D-R	Pf	A	To	BL	ST	Pts
vs. Baylor	*	36	2-12	1-5	5-7	1-4-5	2	4	1	1	0	10
UT MARTIN	*	27	2-3	0-0	9-10	1-5-6	3	1	2	0	1	13
WYOMING	*	30	2-9	1-4	10-13	3-4-7	3	1	3	0	1	15
JACKSON ST.	*	31	2-4	1-1	6-6	1-1-2	0	6	2	0	6	11
ARKANSAS ST.	*	25	4-5	2-2	3-4	0-2-2	2	5	0	1	2	13
UCSB	*	35	4-9	2-6	14-15	0-5-5	1	2	0	1	1	24
HARVARD	*	35	5-9	4-7	3-4	0-4-4	1	2	2	0	0	17
at Air Force	*	24	3-5	1-3	0-0	0-0-0	1	5	3	0	2	7
at Colorado St.	*	36	8-14	1-4	11-11	0-2-2	0	4	0	0	2	28
KANSAS	*	31	3-8	1-5	8-10	0-1-1	4	7	1	1	0	15
ELON	*	34	5-7	2-3	5-6	1-5-6	0	7	4	0	2	17
vs. Okla. State	*	31	6-14	2-5	4-4	0-2-2	4	3	2	0	2	18
GEORGIA	*	30	4-5	2-3	7-7	0-1-1	2	2	3	0	1	17
OREGON ST.	*	34	2-9	2-7	3-4	0-3-3	4	5	1	0	3	9
OREGON	*	37	5-9	3-4	10-11	1-3-4	4	7	5	0	1	23
at Wash. State	*	38	2-5	1-3	1-4	0-2-2	1	2	0	0	2	6
at Washington	*	15	2-4	0-1	3-3	0-0-0	0	1	1	0	0	7

INJURED: Out for the Season (ACL, left knee)

MISC. '13-14 SEASON CAREER

Double-Figure Scoring	13	60
20+ Points	3	11
15+ Points	9	37
Double-Doubles	-	-
Led CU in Scoring	6	30
Led CU in Rebounds	-	1
Led CU in Assists	11	38
Led CU in Steals	8	25
Led CU in Blocks	3	13
5+ Rebounds	5	27
4+ Assists	9	25
2+ Steals	7	25
2+ Blocks	-	5

2012-13 Game-by-Game (sophomore)

Game	GS	Min	FGs	3FGs	FTs	O-D-R	Pf	A	To	BL	ST	Pts
WOFFORD	*	29	3-6	1-3	6-9	0-5-5	1	4	0	2	0	13
vs. Dayton	*	29	3-8	1-1	5-8	0-5-5	3	1	1	2	2	12
vs. Baylor	*	31	4-7	2-3	1-5	1-5-6	1	0	3	1	0	11
vs. Murray State	*	35	1-5	1-3	11-12	0-4-4	3	3	4	0	2	14
AIR FORCE	*	31	4-4	3-3	4-6	1-6-7	2	2	5	0	0	15
TX SOUTHERN	*	43	3-12	2-6	16-18	0-3-3	1	3	1	2	1	24
at Wyoming	*	37	8-14	4-9	4-6	1-5-6	0	4	1	0	1	24
COLORADO ST.	*	36	8-10	5-7	8-10	0-2-2	1	3	2	1	1	29
at Kansas	*	21	1-4	0-2	2-2	0-0-0	3	2	2	1	0	4
at Fresno State	*	34	0-4	0-1	1-2	0-0-0	0	0	5	0	1	1
N. ARIZONA	*	16	6-9	1-2	2-2	1-5-6	1	5	3	0	4	15
HARTFORD	*	27	2-5	0-3	7-7	0-6-6	1	6	3	0	1	21
at Arizona	*	29	3-8	0-3	5-8	0-5-5	4	2	4	0	1	11
at Arizona State	*	38	8-20	1-8	2-2	0-2-2	1	4	2	0	3	19
USC	*	30	1-7	1-3	2-4	0-3-3	1	2	1	0	5	5
UCLA	*	36	9-16	2-6	3-4	0-2-2	4	2	1	0	0	23
at Washington	*	33	5-11	0-3	5-5	0-2-2	3	1	0	0	0	15
at Washington St.	*	34	5-8	1-2	5-5	1-2-3	1	2	2	1	1	16
STANFORD	*	33	3-7	0-1	6-8	0-3-3	2	4	3	1	1	12
CALIFORNIA	*	29	3-8	1-3	9-10	0-1-1	3	4	1	0	1	16
at Utah	*	36	5-10	2-4	6-9	0-1-1	1	3	3	0	1	18
at Oregon	*	34	3-9	0-2	2-3	0-0-0	1	4	4	1	0	8
at Oregon State	*	29	6-6	4-4	8-8	0-3-3	4	4	2	1	0	24
ARIZONA	*	36	5-9	2-5	9-9	0-0-0	2	7	2	0	0	21
ARIZONA ST.	*	39	4-13	2-7	14-14	0-1-1	4	3	2	0	2	24
UTAH	*	35	3-9	1-6	6-8	0-4-4	1	3	3	1	3	13
at Stanford	*	37	6-17	1-5	6-7	1-3-4	1	1	1	1	3	19
at California	*	36	2-15	1-5	4-4	3-3-6	4	4	1	0	0	9
OREGON	*	32	3-9	2-5	9-10	0-7-7	3	6	1	0	1	17
OREGON ST.	*	32	4-12	2-8	8-9	0-5-5	1	2	2	1	5	18
vs. Oregon St.	*	37	4-11	3-7	9-11	0-1-1	1	2	2	0	2	20
vs. Arizona	*	34	4-12	1-4	9-10	0-0-0	2	2	2	0	2	18
vs. Illinois	*	25	1-8	0-5	4-5	0-2-2	4	4	4	0	0	6

2011-12 Game-by-Game (freshman)

Game	GS	Min	FGs	3FGs	FTs	O-D-R	Pf	A	To	BL	ST	Pts
FORT LEWIS	*	22	2-9	0-1	3-4	3-4-7	5	3	2	0	0	7
vs. Wichita State	*	27	2-7	1-2	2-2	0-0-0	1	1	2	0	1	7
vs. Maryland	*	12	1-5	1-2	0-0	0-0-0	5	1	0	0	0	3
vs. W. Michigan	*	23	1-5	1-2	2-2	1-3-4	0	2	0	2	0	5
at Air Force	*	18	1-4	0-1	0-0	1-4-5	4	0	2	0	0	2
GEORGIA	*	27	4-8	1-4	7-8	0-7-7	1	1	0	0	1	16
at Colorado State	*	30	6-10	2-3	2-6	3-5-8	2	1	1	1	0	16
FRESNO STATE	*	28	4-6	2-3	5-6	1-1-2	2	1	2	0	0	15
WYOMING	*	33	5-9	2-3	4-4	1-3-4	3	0	0	0	0	16
CSU BAKERSFIELD	*	25	2-6	0-2	9-10	1-3-4	1	1	1	0	0	13
TEXAS SOUTHERN	*	32	5-7	5-6	3-4	1-2-3	2	1	3	0	0	18
NEW ORLEANS	*	23	3-5	0-1	6-6	0-5-5	2	6	1	0	1	12
UTAH	*	26	6-12	4-7	3-3	0-3-3	1	2	0	1	2	19
WASHINGTON	*	30	2-8	1-2	8-9	0-2-2	3	5	1	0	1	13
WASHINGTON ST	*	26	1-6	1-4	2-4	0-2-2	4	3	3	0	0	5
at California	*	17	1-5	0-3	0-2	0-1-1	5	1	2	0	0	2
at Stanford	*	32	3-10	2-3	3-3	2-4-6	4	2	5	0	0	11
ARIZONA STATE	*	25	3-9	1-4	5-6	1-5-6	0	0	0	0	1	12
ARIZONA	*	32	4-8	1-3	4-5	0-4-4	1	1	0	1	2	13
at USC	*	28	3-7	0-1	2-2	0-9-9	0	1	2	1	1	8
at UCLA	*	29	4-10	0-3	1-2	1-3-4	0	3	0	0	1	9
OREGON STATE	*	23	3-5	1-1	3-4	0-0-0	2	4	1	0	1	10
OREGON	*	29	5-9	3-4	3-3	0-2-2	4	1	2	0	2	16
at Arizona	*	33	4-10	1-3	1-2	0-2-2	0	3	2	0	3	10
at Arizona State	*	34	4-6	3-5	4-4	0-5-5	1	1	2	2	0	15
at Utah	*	32	2-4	0-0	5-6	1-5-6	2	2	0	0	1	9
STANFORD	*	13	0-4	0-1	1-2	2-0-2	5	2	1	0	0	1
CALIFORNIA	*	30	4-9	3-5	4-4	1-2-3	1	2	3	0	0	15
at Oregon	*	34	2-7	0-4	8-9	0-2-2	2	2	1	0	2	12
at Oregon State	*	27	0-4	0-0	0-0</							



BEN MILLS #32

Senior • Center

7'0" • 230

Three-Year Letterwinner

Hartland, Wis.

(Arrowhead HS)

2012-2013 (junior): Played in seven games • Averaged 1.0 points and 1.7 rebounds per game • Scored a season-best four points on 2-for-2 field goal shooting in home win against Stanford (Jan. 24) • Also had a career-high five rebounds in another home win against Northern Arizona (Dec. 21) • Shot 60 percent from the field (3-for-5) • Helped the Buffaloes to their second consecutive NCAA Tournament appearance, a school-first in back-to-back years since 1961-62 & 1962-63 (50 years).

2011-2012 (sophomore): Played in seven games averaging three minutes, one point and 1.1 rebounds a game • Season-best six minutes in home win against New Orleans (Dec. 28) • Scored two points in three games (at Oregon State, Mar. 3; New Orleans, Dec. 28; For Lewis College, Nov. 11) • Grabbed two rebounds in three games as well (at Oregon State; UNO; Utah, Dec. 31) • Shot 60 percent from the field (3-of-5).

2010-2011 (freshman): 19 games averaging 4.8 minutes, 1.4 points and 1.2 rebounds • Scored a season-best six points in home win against The Citadel (Dec. 17) • Added another five points with a season-high four rebounds three days later in a win against Longwood (Dec. 19) • Also had four rebounds and two steals in CU's NIT home victory against Cal (Mar. 18).

Arrowhead HS: Averaged 17.1 points, 11.2 rebounds, and 1.4 blocks per game • Helped lead Arrowhead to a 25-3 record and the WIAA Division 1 state championship during his senior year • First-team all-state honors (Associated Press and Wisconsin Basketball Coaches Association).

Academics: College major is English with an emphasis in creative writing • Enjoys writing fiction short stories • 2013 winner of the CU Most Improved Student Award.

Personal: Born March 30, 1992 • Son of Patrick and Susan Mills • Father played basketball at St. Mary's • Three older sisters, Katie; and twin sisters, Amanda (East Carolina) and Meghan (Mercer) played college basketball • Great uncle, Ed Mills was the starting center on the 1947 Wisconsin Big Ten championship team; Uncle (Mike Mills) played at Marquette.

2013-2014 Game-by-Game (senior)

Game	GS	Min	FGs	3FGs	FTs	O-D-R	Pf	A	To	BL	ST	Pts
vs. Baylor	-	3	0-0	0-0	0-0	1-0-1	0	1	0	0	0	0
UT MARTIN	-	3	0-0	0-0	0-0	1-0-1	0	0	0	0	0	0
JACKSON ST.	-	11	1-1	0-0	3-4	0-3-3	0	0	0	0	0	5
ARKANSAS ST.	-	7	2-5	0-0	0-0	0-0-0	1	0	0	0	0	4
at Air Force	-	5	0-1	0-0	2-2	1-1-2	0	0	0	0	0	2
KANSAS	-	10	2-3	0-0	0-0	2-1-3	1	0	0	0	0	4
ELON	-	5	1-1	0-0	1-2	0-0-0	2	0	1	0	0	3
vs. Okla. State	-	1	0-0	0-0	0-0	0-0-0	0	0	0	0	0	0
GEORGIA	-	3	0-0	0-0	0-0	0-0-0	0	0	1	0	0	0
OREGON	-	0+	0-0	0-0	0-0	0-0-0	0	0	0	0	0	0
at Washington	-	3	0-0	0-0	0-0	0-0-0	0	0	1	0	0	0
UCLA	-	1	0-0	0-0	0-0	0-0-0	0	0	0	0	0	0
USC	-	11	2-3	0-0	0-0	1-4-5	1	0	1	1	0	4
at Arizona St.	-	5	1-1	0-0	0-0	0-0-0	0	0	1	0	0	2
UTAH	-	3	0-0	0-0	0-0	1-0-1	0	1	0	0	0	0
WASHINGTON	-	10	0-0	0-0	0-0	0-1-1	1	2	0	0	0	0
at UCLA	-	3	0-0	0-0	0-0	0-1-1	0	0	0	0	0	0
at USC	-	3	0-1	0-0	0-0	0-0-0	0	0	0	0	0	0

2012-13 Game-by-Game (junior)

Game	GS	Min	FGs	3FGs	FTs	O-D-R	Pf	A	To	BL	ST	Pts
at Kansas	-	2	0-0	0-0	0-0	0-0-0	0	0	0	0	0	0
NO. ARIZONA	-	8	1-1	0-0	0-0	0-5-5	0	1	2	0	1	2
HARTFORD	-	5	0-2	0-0	0-0	1-2-3	0	0	0	0	0	0
STANFORD	-	1	2-2	0-0	0-0	0-1-1	0	0	0	0	0	4
CAL	-	0+	0-0	0-0	0-0	0-0-0	0	0	0	0	0	0
OREGON	-	2	0-0	0-0	0-0	0-1-1	0	0	0	0	0	0
vs. Arizona	-	5	0-0	0-0	1-2	0-2-2	0	0	0	0	0	1

CAREER STATISTICS

Year	GP-GS	Min	FG-FGA	Pct	3PT-A	Pct	FT-FTA	Pct	O	D	Reb	Avg	Ast	To	PF-FO	Stl	Blk	Pts	Avg
2013-14	18-0	79	9-16	.563	0-0	.000	6-8	.750	7	11	18	1.0	4	5	6-0	0	1	24	1.3
2012-13	7-0	23	3-5	.600	0-0	.000	1-2	.000	1	11	12	1.7	1	2	0-0	1	0	7	1.0
2011-12	7-0	21	3-5	.600	0-0	.000	1-3	.333	2	6	8	1.1	0	3	2-0	0	0	7	1.0
2010-11	20-0	95	12-29	.414	0-0	.000	2-6	.333	11	12	23	1.2	0	7	5-0	2	2	26	1.4
TOTAL	52-0	218	27-55	.491	0-0	.000	10-19	.526	20	40	60	1.2	5	17	13-0	3	3	64	1.2

SEASON/CAREER HIGHS

Points

Season	5	Jackson State (Nov. 16)
Career	6	The Citadel (Dec. 17, 2010)

FGM

Season	2	three times
Career	3	The Citadel (Dec. 17, 2010)

FGA

Season	5	Arkansas State (Nov. 18)
Career	5	Arkansas State (Nov. 18) Longwood (Dec. 19, 2010)

Rebounds

Season	5	USC (Jan. 18)
Career	5	USC (Jan. 18) Northern Ariz. (Dec. 21, 2012)

O-Rebs

Season	2	Kansas (Dec. 7)
Career	2	five times, recent: Kansas (Dec. 7)

D-Rebs

Season	4	USC (Jan. 18)
Career	5	Northern Ariz. (Dec. 21, 2012)

FT

Season	3	Jackson State (Nov. 16)
Career	3	Jackson State (Nov. 16)

FTA

Season	4	Jackson State (Nov. 16)
Career	4	Jackson State (Nov. 16)

Assists

Season	2	Washington (Feb. 9)
Career	2	Washington (Feb. 9)

Steals

Season	1	Jackson State (Nov. 16)
Career	2	California (Mar. 18, 2011)

Blocks

Season	1	USC (Jan. 18)
Career	2	Kansas State (Feb. 12, 2011)

Minutes

Season	11	USC (Jan. 18)
	11	Jackson State (Nov. 16)
Career	11	USC (Jan. 18)
	11	Jackson State (Nov. 16)



JOSH SCOTT #40

Sophomore • Forward

6'10" • 245

One-Year Letterwinner

Monument, Colo. (Lewis-Palmer HS)

2012-2013 (freshman): Averaged 10.2 points, 5.7 rebounds, 28.2 minutes per game • Second in field goal percentage (48.6), free throw percentage (74.7) and rebounding (178, 5.7 rpg.) • Fourth in scoring (317, 10.2 ppg.) • Started 30 of 31 games • Netted 10+ points in 16 of 31 games • Five games 10+ rebounds with a season-best 14 vs. Illinois; also had season-high three blocks against the Illini • Led team in scoring five times and rebounding five times (one shared) • Two double-doubles: season-high 21 points with 10 rebounds in home win against Hartford (Dec. 29); 18 points, 12 rebounds in double-overtime home victory versus Texas Southern (Nov. 27) • Teamed with Xavier Johnson (295 pts.) to form the second most freshman points scored in school history (612 pts.).

Awards: 2012-2013 Pac-12 Conference All-Freshman team • One of three finalists for the Male Freshman Athlete of the Year Award at the 13th Annual CUSPY Awards (CU Sports Performers of the Year).

Lewis-Palmer HS: Scored a state-leading 799 points as a senior during the 2011-12 season • Finished prep career scoring the third most points in the state • Averaged 28.5 points (a state best), 11 rebounds, 2.5 blocks, 1.2 steals, 1.2 assists per game • Led Lewis-Palmer to a 27-1 record and the 4A state championship (at the Coors Events Center), a school-first since 1994 • Won 27-straight games after losing season opener • Colorado's Gatorade Player of the Year • Mr. Colorado basketball (all classifications) • All-Colorado 2011-12.

Academics: College major is psychology.

Personal: Born July 13, 1993 • Son of Alton and Theresa Scott • Father played football at the Air Force Academy, and mother, played basketball at Air Force • One of five boys • All five names start with the letters Jo • Scott is also ambidextrous.

MISC.	'13-14	CAREER
Double-Figure Scoring	23	39
20+ Points	6	8
15+ Points	15	22
10+ Rebounds	10	14
Double-Doubles	10	12
Led CU in Scoring	11	16
Led CU in Rebounds	17	22
Led CU in Blocks	13	21
Led CU in Assists	-	1
Led CU in Steals	6	9
5+ Rebounds	24	41
2+ Blocks	9	13
2+ Steals	4	8
2+ Assists	6	11

SEASON/CAREER HIGHS

Points

Season	21	Washington (Feb. 9)
Career	21	twice

FGM

Season	8	at UCLA (Feb. 13) Washington (Feb. 9) USC (Jan. 18) at Washington State (Jan. 8)
Career	9	Hartford (Dec. 29, 2012) at Kansas (Dec. 8, 2012)

FGA

Season	13	at USC (Feb. 16) USC (Jan. 18)
Career	15	at Kansas (Dec. 8, 2012)

Rebounds

Season	13	Georgia (Dec. 28) Elon (Dec. 13) at Air Force (Nov. 30) vs. Illinois (Mar. 22, 2013)
Career	14	

O-Rebs

Season	5	five times
Career	7	Hartford (Dec. 29, 2012)

D-Rebs

Season	11	Elon (Dec. 13)
Career	11	Elon (Dec. 13)

3-Pt FGs

Season	-	
Career	1	Northern Ariz. (Nov. 21, 2012)

3-Pt FGA

Season	-	
Career	1	Northern Ariz. (Nov. 21, 2012)

FT

Season	10	vs. Oklahoma State (Dec. 21)
Career	10	twice

FTA

Season	13	vs. Oklahoma State (Dec. 21)
Career	13	vs. Oklahoma State (Dec. 21)

Assists

Season	3	Washington (Feb. 9)
Career	3	twice

Steals

Season	4	UC Santa Barbara (Nov. 21)
Career	4	UC Santa Barbara (Nov. 21)

Blocks

Season	4	Oregon (Jan. 5)
Career	4	Oregon (Jan. 5)

Minutes

Season	41	at Washington State (Jan. 8)
Career	41	at Washington State (Jan. 8)

CAREER STATISTICS

Year	GP-GS	Min	FG-FGA	Pct	3PT-A	Pct	FT-FTA	Pct	O	D	Reb	Avg	Ast	To	PF-FO	Stl	Blk	Pts	Avg
2013-14	26-26	801	127-231	.550	0-0	.000	122-152	.803	76	147	223	8.6	18	30	49-0	22	34	376	14.5
2012-13	31-30	873	124-255	.486	1-1	1.000	68- 91	.747	87	91	178	5.7	19	36	68-2	14	24	317	10.2
Total	57-56	1674	251-486	.517	1-1	1.000	190-243	.782	163	238	401	7.0	37	66	117-2	36	58	693	12.2

2013-2014 Game-by-Game (sophomore)

Game	GS	Min	FGs	3FGs	FTs	O-D-R	Pf	A	To	BL	ST	Pts
vs. Baylor	*	32	4-10	0-0	7-8	5-6-11	2	0	2	1	1	15
UT MARTIN	*	24	5-8	0-0	5-6	2-6-8	0	1	2	1	0	15
WYOMING	*	31	5-7	0-0	2-2	4-5-9	2	0	1	0	0	12
JACKSON ST.	*	24	2-5	0-0	7-9	2-5-7	1	0	2	0	0	11
ARKANSAS ST.	*	26	7-8	0-0	6-6	3-2-5	1	0	1	1	1	20
UCSB	*	27	1-5	0-0	1-3	4-3-7	1	1	1	0	4	3
HARVARD	*	24	3-5	0-0	6-8	3-8-11	3	2	1	2	0	12
at Air Force	*	25	5-10	0-0	6-6	5-8-13	2	2	0	0	1	16
at Colorado St.	*	32	2-4	0-0	2-3	1-6-7	4	0	1	3	2	6
KANSAS	*	28	6-9	0-0	2-2	2-2-4	2	2	0	0	0	14
ELON	*	33	3-9	0-0	6-8	2-11-13	2	0	0	1	0	12
vs. Okla. State	*	35	5-8	0-0	10-13	5-7-12	3	2	1	0	3	20
GEORGIA	*	30	3-5	0-0	8-8	5-8-13	4	1	2	1	1	14
OREGON ST.	*	37	5-11	0-0	3-6	3-7-10	1	0	2	3	1	13
OREGON	*	33	5-8	0-0	5-6	3-9-12	0	1	1	4	0	15
at Wash. State	*	41	8-12	0-0	3-4	3-6-9	2	0	1	1	0	19
at Washington	*	27	4-9	0-0	7-7	3-3-6	3	0	2	0	0	15
UCLA	*	33	7-12	0-0	5-6	1-8-9	1	0	0	3	3	19
USC	*	24	8-13	0-0	4-4	2-5-7	1	0	0	2	1	20
at Arizona	*	35	5-11	0-0	5-5	3-8-11	2	0	3	0	1	15
at Arizona State	*	30	5-12	0-0	1-4	2-5-7	2	0	0	1	1	11
UTAH	*	40-	6-11	0-0	8-8	5-5-10	2	0	2	3	1	20
WASH STATE	*	32	0-3	0-0	1-2	0-1-1	1	0	1	0	0	1
WASHINGTON	*	28	8-11	0-0	5-9	3-5-8	2	3	0	3	2	21
at UCLA	*	37	8-12	0-0	4-5	2-3-5	1	2	3	1	1	20
at USC	*	33	7-13	0-0	3-4	3-5-8	4	1	1	3	1	17

2012-2013 Game-by-Game (freshman)

Game	GS	Min	FGs	3FGs	FTs	O-D-R	Pf	A	To	BL	ST	Pts
WOFFORD	*	26	2-4	0-0	10-11	4-2-6	3	1	2	1	0	14
vs. Dayton	*	31	5-10	0-0	3-3	4-1-5	1	0	3	1	0	13
vs. Baylor	*	20	4-7	0-0	1-2	1-2-3	4	0	1	0	0	9
vs. Murray State	*	31	5-8	0-0	3-4	1-5-6	3	0	2	0	0	13
AIR FORCE	*	31	6-12	0-0	8-10	4-3-7	1	1	0	1	1	20
TX SOUTHERN	*	40	6-13	0-0	6-10	3-9-12	3	1	0	1	1	18
at Wyoming	*	20	1-5	0-0	3-4	3-0-3	5	0	1	0	0	5
COLORADO ST.	*	27	2-8	0-0	0-0	2-1-3	4	0	1	1	1	4
at Kansas	*	34	9-15	0-0	1-1	2-2-4	2	0	3	1	2	19
at Fresno State	*	32	4-12	0-0	3-5	3-5-8	2	0	1	1	0	11
N. ARIZONA	*	23	5-7	1-1	0-0	1-3-4	1	3	2	2	0	11
HARTFORD	*	23	9-12	0-0	3-5	7-3-10	1	0	1	1	1	21
at Arizona	*	35	6-8	0-0	3-4	2-3-5	4	2	0	1	0	15
at Arizona State	*	32	5-11	0-0	0-0	5-3-8	2	1	0	0	0	10
USC	*	27	6-7	0-0	2-4	1-3-4	2	2	2	0	2	14
UCLA	*	33	6-11	0-0	6-6	6-3-9	1	0	2	0	0	18
at Washington	*	32	4-10	0-0	0-1	2-0-2	0	0	2	0	0	8
at Washington St.*	*	29	3-7	0-0	5-6	3-1-4	4	0	1	0	0	11
STANFORD	*	34	6-13	0-0	0-0	4-1-5	1	1	1	1	0	12
CALIFORNIA	*	25	2-5	0-0	1-1	1-2-3	2	2	1	0	1	5
at Utah	*	22	2-7	0-0	1-2	2-1-3	2	0	2	1	0	5
at Oregon	*	32	3-7	0-0	1-2	1-1-2	1	0	2	0	2	7
at Oregon State	*	32	7-10	0-0	3-4	3-1-4	1	0	0	2	0	17
ARIZONA	*	31	3-4	0-0	0-0	1-4-5	3	1	1	1	2	6
ARIZONA ST.	*	15	0-5	0-0	0-0	0-1-1	3	2	0	0	0	0
UTAH	did not play (injured)											
at Stanford	did not play (injured)											
at California	*	29	2-10	0-0	0-0	6-5-11	0	0	0	0	0	4
OREGON	*	24	1-4	0-0	2-2	1-7-8	3	1	2	1	0	4
OREGON ST.	*	24	2-6	0-0	2-2	2-4-6	1	1	0	1	0	6
vs. Oregon St.	*	24	3-7	0-0	1-2	5-5-10	5	0	1	2	0	7
vs. Arizona	*	22	1-1	0-0	0-0	1-2-3	3	0	1	1	0	2
vs. Illinois	*	33	4-9	0-0	0-0	6-8-14	0	0	1	3	1	8

COLORADO - GAME HIGHS

POINTS 100, Oregon (Jan. 5)
 FG MADE..... 31, Washington (Feb. 9), Oregon (Jan. 5)
 FG ATTEMPTS..... 66, vs. Baylor (Nov. 8)
 FG %..... .622 (28-of-45), Jackson State (Nov. 16)
 3 PT FG MADE 9, Washington (Feb. 9)
 9, at Air Force (Nov. 30)
 9, Arkansas State (Nov. 18)
 9, Jackson State (Nov. 16)
 3 PT FG ATT..... 24, at Air Force (Nov. 30)
 3 PT FG %643 (9-of-14), Washington (Feb. 9)
 FT MADE..... 33, Oregon (Jan. 5)
 FT ATTEMPTS..... 46, Elon (Dec. 13)
 FT %..... 1.000 (26-of-26) vs. Georgia (Dec. 28)
 REBOUNDS 54, Elon (Dec. 13)
 ASSISTS..... 23, Jackson State (Nov. 16)
 STEALS..... 12, at Arizona State (Jan. 25)
 UC Santa Barbara (Nov. 21)
 BLOCKED SHOTS..... 10, USC (Jan. 18)
 TURNOVERS..... 20, at Washington (Jan. 12)
 FOULS..... 26, vs. Oklahoma State (Dec. 21)

COLORADO - GAME LOWS

POINTS 51, at Arizona State (Jan. 25)
 FG MADE..... 18, Wyoming (Nov. 13)
 FG ATTEMPTS..... 45, Wyoming (Nov. 13)
 FG %..... .333 (22-of-66) Baylor (Nov. 8)
 3 PT FG MADE 1, at Washington (Jan. 12)
 3 PT FG ATT..... 11, at Arizona State (Jan. 25), at Arizona (Jan. 23)
 3 PT FG %83 (1-of-12) at Washington (Jan. 12)
 10.5 (2-of-19) vs. Baylor (Nov. 8)
 FT MADE..... 9, at Arizona State (Jan. 25)
 FT ATTEMPTS..... 14, at Arizona (Jan. 23)
 FT %..... .182 at Arizona State (Jan. 25)
 REBOUNDS 27, at UCLA (Feb. 13)
 ASSISTS..... 4, Wyoming (Nov. 13)
 STEALS..... 2, at Arizona (Jan. 23), Harvard (Nov. 24)
 BLOCKED SHOTS..... 1, three times
 TURNOVERS..... 6, at Washington State (Jan. 8)
 6, vs. Baylor (Nov. 8)
 7, Oregon State (Jan. 2)
 8, Kansas (Dec. 7)
 FOULS..... 11, Harvard (Nov. 24)

OPPONENT - GAME HIGHS

POINTS 92, UCLA (Feb. 13)
 FG MADE..... 35, UCLA (Feb. 13)
 FG ATTEMPTS..... 78, Oregon (Jan. 5)
 FG %..... .565 (35-of-62), UCLA (Feb. 13)
 3 PT FG MADE 13, Washington State (Feb. 5),
 Washington State (Jan. 8), Elon (Nov. 13)
 3 PT FG ATT..... 32, Elon (Nov. 13)
 3 PT FG %..... .625 (5-of-8) Georgia (Dec. 28)
 FT MADE..... 25, USC (Feb. 16)
 FT ATTEMPTS..... 36, USC (Feb. 16)
 FT %..... 1.000 (3-of-3) Washington State (Jan. 8)
941 (16-of-17) USC (Jan. 18)
 REBOUNDS 42, Baylor (Nov. 8)
 ASSISTS..... 25, UCLA (Feb. 13)
 STEALS..... 12, UCLA (Jan. 16)
 BLOCKED SHOTS..... 6, UCLA (Feb. 13); Washington (Jan. 12);
 Oklahoma State (Dec. 21)
 TURNOVERS..... 18, at Colorado State (Dec. 3)
 at Air Force (Nov. 30)
 FOULS..... 29, Wyoming (Nov. 13)

OPPONENT - GAME LOWS

POINTS 57, at Air Force (Nov. 30)
 FG MADE..... 18, Oregon State (Jan. 2)
 FG ATTEMPTS..... 46, at Air Force (Nov. 30)
 Wyoming (Nov. 13)
 FG %..... .323 (21-of-65) Washington (Feb. 9)
 3 PT FG MADE 3, at USC (Feb. 16), at Colorado State (Dec. 3)
 3 PT FG ATT..... 14, at Colorado State (Dec. 3)
 3 PT FG %..... .200 (3-of-15) at USC (Feb. 16)
 FT MADE..... 3, Washington State (Jan. 8)
 FT ATTEMPTS..... 3, Washington State (Jan. 8)
 FT %..... .400 (6-of-15) Elon (Nov. 13)
 REBOUNDS 22, Georgia (Dec. 28)
 ASSISTS..... 6, at USC (Feb. 16)
 STEALS..... 2, Baylor (Nov. 8)
 BLOCKED SHOTS..... 0, Washington (Feb. 9), Elon (Nov. 13)
 TURNOVERS..... 9, Oregon (Jan. 5)
 FOULS..... 13, UCLA (Feb. 13)

COLORADO - PLAYER GAME HIGHS

POINTS28..... Spencer Dinwiddie at Colorado State (Dec. 3)
27..... Xavier Johnson vs. Washington (Feb. 9)
27..... Askia Booker vs. Oregon (Jan. 5)
26..... Askia Booker vs. Washington State (Feb. 5)
24..... Spencer Dinwiddie vs. UCSB (Nov. 21)

FG MADE.....10..... Xavier Johnson vs. Washington (Feb. 9)
9..... Askia Booker vs. Washington State (Feb. 5)
8..... Josh Scott at UCLA (Feb. 13)
8..... Josh Scott vs. Washington (Feb. 9)
8..... Josh Scott vs. USC (Jan. 18)
8..... Josh Scott at Washington State (Jan. 8)
8..... Askia Booker vs. Oregon (Jan. 5)
8..... Askia Booker vs. Oklahoma State (Dec. 21)
8..... Spencer Dinwiddie at Colorado State (Dec. 3)

FGA.....19..... Askia Booker vs. Washington State (Feb. 5)
16..... Askia Booker at UCLA (Feb. 13)
16..... Askia Booker vs. Utah (Feb. 1)
16..... Askia Booker vs. Baylor (Nov. 8)

FG %.....87.5 (7-of-8)... Josh Scott vs. Arkansas State (Nov. 18)
 75.0 (9-of-12) Askia Booker vs. Washington State (Feb. 5)
 72.7 (8-of-11) Josh Scott vs. Washington (Feb. 9)

3-PT FGM 5 Askia Booker vs. UCLA (Jan. 16)

3 PT FGA 7 Askia Booker vs. UCLA (Jan. 16)
 Askia Booker vs. Oklahoma State (Dec. 21)
 Askia Booker at Air Force (Nov. 30)
 Spencer Dinwiddie vs. Harvard (Nov. 24)
 Askia Booker vs. Jackson State (Nov. 16)

3 PT FG% 1.000 (3-of-3) Xavier Johnson vs. Washington (Feb. 9)

FTM14..... Spencer Dinwiddie vs. UCSB (Nov. 21)

FTA15..... Spencer Dinwiddie vs. UCSB (Nov. 21)

FT % (min 7) 1.000 Spencer Dinwiddie at Colorado State (Dec. 3)
 (11-of-11)
 Josh Scott vs. Utah (Feb. 1)
 (8-of-8)
 Spencer Dinwiddie vs. Georgia (Dec. 28)
 (8-of-8)
 Josh Scott at Washington (Jan. 12)
 (7-of-7)
92.9..... Askia Booker at Washington State (Jan. 8)
 (13-of-14)

REBOUNDS ...15..... Xavier Johnson vs. Elon (Dec. 13)
13..... Josh Scott vs. Georgia (Dec. 28)
13..... Josh Scott vs. Elon (Dec. 13)
13..... Josh Scott at Air Force (Nov. 30)
12..... Josh Scott vs. Oregon (Jan. 5)
12..... Josh Scott vs. Oklahoma State (Dec. 21)

ASSISTS.....12..... Askia Booker at UCLA (Feb. 13)
7..... Askia Booker vs. Washington (Feb. 9)
7..... Askia Booker vs. Utah (Feb. 1)
7..... Spencer Dinwiddie vs. Oregon (Jan. 5)
7..... Spencer Dinwiddie vs. Elon (Dec. 13)
7..... Spencer Dinwiddie vs. Kansas (Dec. 7)

STEALS.....6..... Spencer Dinwiddie vs. Jackson State (Nov. 16)
5..... Askia Booker at Arizona State (Jan. 25)

BLOCKS.....5..... Wesley Gordon vs. USC (Jan. 18)

TURNOVERS... 6..... Askia Booker at USC (Feb. 16)
 Askia Booker at Arizona State (Jan. 25)

FOULS.....5..... 6 times

OPPONENT - PLAYER GAME HIGHS

POINTS34, Davonte Lacy, Washington State (Feb. 5)
31, C.J Wilcox, Washington (Jan. 12)

FG MADE.....12, C.J Wilcox, Washington (Jan. 12)

FGA.....19, Davonte Lacy, Washington State (Feb. 5)
18, C.J Wilcox, Washington (Jan. 12)

FG % (min. 5).....83.3 (5-of-6) Steve Moundou-Missi, Harvard (Nov. 24)

3-PT FGM.....9, Sebastian Koch, Elon (Dec. 13)

3 PT FGA14, Sebastian Koch, Elon (Dec. 13)

3 PT FG %.....100 (4-of-4) Jonathan Gilling, Arizona State (Jan. 25)
80.0 (4-of-5) Bryce Alford, UCLA (Feb. 13)
80.0 (4-of-5) J.T. Terrell, USC (Jan. 18)

FTM11, Markel Brown, Oklahoma State (Dec. 21)

FTA13, Markel Brown, Oklahoma State (Dec. 21)

FT % (min. 6).....1.000 (10-of-10), Roberto Nelson, Oregon State (Jan. 2)
 (6-of-6), Dominic Artis, Oregon (Jan. 5)
 (6-of-6) Davonte Lacy, Washington State (Feb. 5)

REBOUNDS13, Jordan Adams, UCLA (Jan. 16)

ASSISTS.....11,.. Kyle Anderson, UCLA (Feb. 13)
 Delon Wright, Utah (Feb. 1)
 Royce Woolridge, Washington State (Jan. 8)

STEALS.....7, Delon Wright, Utah (Feb. 1)

BLOCKS.....4, C.J Wilcox, Washington (Jan. 12)

TURNOVERS.....7, Tre Coggins, Air Force (Nov. 30)

FOULS.....5, by 22 players

Game #1 (Nov. 8)
RV/RV Colorado vs. RV/25 Baylor
Dallas, Texas

COLORADO (0-1)

Player	FGs	3-pt	FT	O-D-	R	F	TP	A	TO	B	S	Min
Gordon	f 4-6	0-2	1-2	3-5	8	2	9	1	0	0	0	27
Johnson	f 4-9	0-2	0-3	1-2	3	5	8	0	2	1	1	32
Scott	f 4-10	0-0	7-8	5-6	11	2	15	0	2	1	1	32
Booker	g 5-16	0-4	0-0	1-3	4	2	10	3	0	0	2	36
Dinwiddie	g 2-12	1-5	5-7	1-4	5	2	10	4	1	1	0	36
Talton	0-1	0-1	0-0	0-0	0	2	0	0	1	0	0	6
Fletcher	1-4	0-2	0-0	1-1	2	2	2	1	1	1	0	15
Thomas	1-4	1-2	0-0	3-0	3	4	3	0	0	0	0	14
Hopkins	1-3	0-0	0-0	1-0	1	0	2	0	1	0	1	12
King	0-1	0-1	1-2	1-0	1	0	1	0	0	0	0	2
Mills	0-0	0-0	0-0	1-0	1	0	1	0	0	0	0	3
Team				0-0	0							
Totals	22-66	2-19	14-22	18-21	39	21	60	10	6	3	7	200
FG%	1st Hlf 7-33	21.2%	2nd Hlf 15-33	45.5%	Game 22-66	33.3%						
3FG%	1st Hlf 0-9	0.0%	2nd Hlf 2-10	20.0%	Game 2-19	10.5%						
FT%	1st Hlf 8-10	80.0%	2nd Hlf 6-12	50.0%	Game 14-22	63.6%						
deadball rebounds:	4											

BAYLOR (1-0)

Player	FGs	3-pt	FT	O-D-	R	F	TP	A	TO	B	S	Min
Austin	c 2-5	0-0	1-2	1-3	4	3	5	1	1	2	0	29
Wainright	f 0-3	0-1	0-1	2-3	5	4	0	2	1	0	0	13
Jefferson	f 3-9	0-1	7-11	4-7	11	4	13	2	2	0	1	25
Chery	g 5-11	1-5	3-4	0-4	4	1	4	2	0	0	0	35
Frankin	g 3-7	3-6	0-0	0-3	3	0	9	1	3	0	0	23
O'Neale	3-3	0-0	1-1	1-2	2	2	7	2	0	0	0	27
Gathers	0-2	0-0	2-2	0-2	4	2	0	1	0	0	0	10
Heslip	4-6	4-6	0-0	0-0	0	12	0	1	0	0	0	20
Prince	4-8	0-1	2-2	2-6	8	5	10	0	2	1	1	18
Team				2-1	3							
Totals	21-47	4-12	28-36	8-30	38	12	74	10	10	6	5	200
FG%	1st Hlf 10-26	38.5%	2nd Hlf 14-28	50.0%	Game 24-54	44.7%						
3FG%	1st Hlf 3-11	27.3%	2nd Hlf 5-9	55.6%	Game 8-20	40.0%						
FT%	1st Hlf 7-9	77.8%	2nd Hlf 9-14	64.3%	Game 16-23	69.6%						
deadball rebounds:	4											

Colorado 22 38 60
 Baylor 30 42 72
 Officials: Tom Eades, Larry Spaulding, John Higgins
 Technicals: none.
 Attendance: 5207. Fouled out: none.

Game #2 (Nov. 10)
UT Martin at RV/RV Colorado
Boulder, Colo.

UT MARTIN (0-2)

Player	FGs	3-pt	FT	O-D-	R	F	TP	A	TO	B	S	Min
Dowdell	f 3-5	0-0	0-0	1-2	3	3	6	1	0	0	0	30
Martinez	f 0-1	0-0	1-4	0-4	4	2	1	0	1	0	0	21
Smith	g 4-12	3-6	4-5	1-1	2	3	15	1	1	0	1	26
Childs	g 3-10	0-2	2-4	0-3	3	2	8	0	0	0	0	24
Newell	g 5-12	3-6	2-3	1-2	3	3	15	6	4	0	2	29
Oldham	4-15	3-10	0-0	2-0	2	0	11	1	1	1	0	25
Taylor	0-2	0-1	0-1	1-1	2	2	0	4	2	0	1	12
Jones	3-5	3-4	0-0	1-0	1	2	9	0	1	0	0	15
Rowe	0-1	0-0	0-0	0-0	0	3	0	0	0	0	0	7
MoPo	0-0	0-0	0-0	1-2	3	4	0	0	2	0	0	11
Team				2-1	3							
Totals	22-63	12-29	9-17	10-16	26	24	65	13	12	1	5	200
FG%	1st Hlf 12-34	35.3%	2nd Hlf 10-29	34.5%	Game 22-63	34.9%						
3FG%	1st Hlf 6-15	40.0%	2nd Hlf 6-14	42.9%	Game 12-29	41.4%						
FT%	1st Hlf 5-11	45.5%	2nd Hlf 4-6	66.7%	Game 9-17	52.9%						
deadball rebounds:	2											

COLORADO (2-1)

Player	FGs	3-pt	FT	O-D-	R	F	TP	A	TO	B	S	Min
Gordon	f 6-7	0-0	1-2	2-6	8	2	13	2	2	2	0	25
Johnson	f 3-5	1-2	5-5	0-4	4	2	12	3	1	0	1	25
Scott	f 5-8	0-0	5-6	2-6	8	0	15	1	2	1	0	24
Booker	g 2-6	0-2	2-2	1-2	3	1	6	2	4	0	1	18
Dinwiddie	g 2-3	0-0	9-10	1-5	6	3	13	1	2	0	1	27
Talton	0-2	0-1	2-2	0-1	1	3	2	1	1	0	1	11
Fletcher	2-2	1-1	0-1	0-4	4	2	5	0	1	0	0	13
Nelson	1-1	1-1	0-0	0-0	0	3	0	0	0	0	0	3
Thomas	3-3	1-1	2-2	0-2	2	2	9	2	2	0	1	19
Gamble	0-1	0-1	0-0	0-1	1	0	0	2	0	0	0	0+
Brady	1-2	1-2	0-0	0-0	0	3	0	0	0	0	0	3
Hopkins	4-7	0-2	1-2	1-3	4	2	9	3	2	2	0	18
King	0-2	0-1	0-0	0-3	3	0	0	1	0	0	0	5
Mills	0-0	0-0	0-0	1-0	1	0	0	0	0	0	0	3
Team				0-0	0							
Totals	29-49	5-14	28-34	9-37	46	18	91	19	18	3	8	200
FG%	1st Hlf 15-26	57.7%	2nd Hlf 14-23	60.9%	Game 29-59	59.2%						
3FG%	1st Hlf 3-8	37.5%	2nd Hlf 2-6	33.3%	Game 5-14	35.7%						
FT%	1st Hlf 12-16	75.0%	2nd Hlf 16-18	88.9%	Game 28-34	82.4%						
deadball rebounds:	1											

UT Martin 35 30 65
 Colorado 45 46 91
 Officials: Tom O'Neill, Randy McCall, Frank Harvey III
 Technicals: none.
 Attendance: 8408. Fouled out: none.

Game #3 (Nov. 13)
Wyoming at RV/RV Colorado
Boulder, Colo.

WYOMING (1-1)

Player	FGs	3-pt	FT	O-D-	R	F	TP	A	TO	B	S	Min
Cooke	f 1-1	0-0	0-0	1-1	2	4	2	1	2	0	1	18
Nance Jr.	f 3-7	0-2	4-4	0-8	8	5	10	0	3	2	1	28
Grabau	g 3-8	1-5	2-3	0-0	0	5	9	5	1	0	0	38
Adams	g 5-8	3-4	2-2	1-2	3	4	15	0	2	0	0	24
Sobey	g 2-7	1-4	10-10	0-4	4	4	6	0	3	1	0	30
Hankerson Jr.	2-6	1-2	2-2	1-0	1	4	7	4	1	0	2	24
Washington III	1-3	0-2	0-0	0-0	0	2	0	0	0	0	0	7
Granberry	3-5	1-2	0-2	2-2	4	2	7	1	1	0	1	28
Haldorson	0-1	0-0	0-0	0-1	1	1	0	0	0	0	0	3
Team				0-1	1							
Totals	20-46	7-21	11-15	5-19	24	29	58	11	13	3	5	200
FG%	1st Hlf 12-25	48.0%	2nd Hlf 8-21	38.1%	Game 20-46	43.5%						
3FG%	1st Hlf 5-10	50.0%	2nd Hlf 2-11	18.2%	Game 7-21	33.3%						
FT%	1st Hlf 2-4	50.0%	2nd Hlf 9-11	81.8%	Game 11-15	73.3%						
deadball rebounds:	2											

COLORADO (2-1)

Player	FGs	3-pt	FT	O-D-	R	F	TP	A	TO	B	S	Min
Gordon	f 2-5	0-0	2-2	0-2	2	1	6	2	3	0	1	33
Johnson	f 4-6	0-1	5-9	1-4	5	2	13	0	1	1	1	31
Scott	f 5-7	0-0	2-2	4-5	9	2	12	0	1	0	0	31
Booker	g 4-11	2-5	4-4	0-3	3	3	14	0	3	0	2	32
Dinwiddie	g 2-9	1-4	10-13	3-4	7	3	15	1	3	0	1	30
Talton	0-2	0-1	1-2	0-1	1	1	0	0	0	0	0	16
Stalzer	0-1	0-1	0-0	0-0	0	0	0	0	0	0	0	2
Fletcher	0-0	0-0	0-0	0-0	0	2	0	0	0	0	0	2
Thomas	1-3	0-0	0-0	1-1	2	2	2	0	2	0	0	11
Hopkins	0-1	0-0	0-1	0-1	1	3	0	1	1	0	0	10
King	0-0	0-0	0-1	0-0	0	0	0	0	0	0	0	2
Team				3-2	5							
Totals	18-45	3-12	24-34	12-23	35	19	63	4	14	1	5	200
FG%	1st Hlf 8-25	32.0%	2nd Hlf 10-20	50.0%	Game 18-45	40.0%						
3FG%	1st Hlf 2-8	25.0%	2nd Hlf 1-4	25.0%	Game 3-12	25.0%						
FT%	1st Hlf 8-12	66.7%	2nd Hlf 16-22	72.7%	Game 24-34	70.6%						
deadball rebounds:	6											

Wyoming 31 27 58
 Colorado 26 37 63
 Officials: Mark Whitehead, John Higgins, Eric Curry
 Technicals: Hopkins.
 Attendance: 9429. Fouled out: Grabau, Nance Jr.

Game #4 (Nov. 16)
Jackson State at RV/RV Colorado
Boulder, Colo.

JACKSON STATE (1-3)

Player	FGs	3-pt	FT	O-D-	R	F	TP	A	TO	B	S	Min
Taylor	f 2-6	0-0	0-0	0-1	1	3	4	2	2	0	0	18
Bolden	f 1-7											

Game #7 (Nov. 24)
Harvard at RV/RV Colorado
Boulder, Colo.

HARVARD (1-3)

Player	FGs	3-pt	FT	O-D-	R	F	TP	A	TO	B	S	Min
Moundou-Missi f	4-5	0-0	5-7	1-8	9	3	13	1	0	2	2	32
Casey f	4-13	1-2	2-2	1-2	3	4	11	2	1	1	1	19
Rivard g	3-11	2-9	2-2	0-3	3	2	10	1	1	0	1	37
Chambers g	5-12	2-6	0-2	1-2	3	1	12	4	2	0	1	34
Saunders g	3-10	1-3	0-0	3-3	6	2	7	2	0	0	2	31
Edosomwan f	1-3	0-0	0-0	1-0	1	2	2	0	1	0	0	5
Curry	2-5	1-3	0-0	1-1	2	2	5	3	4	0	1	27
Travis	1-3	0-0	0-0	1-1	2	1	2	0	1	0	2	15
Team			0-0		0							
Totals	23-62	7-23	9-13	9-20	29	17	62	13	10	3	10	200

FG%	1st Hlf	15-28	53.6%	2nd Hlf	8-34	23.5%	Game	23-62	37.1%
3FG%	1st Hlf	6-12	50.0%	2nd Hlf	1-11	9.1%	Game	7-23	30.4%
FT%	1st Hlf	6-9	66.7%	2nd Hlf	3-4	75.0%	Game	9-13	69.2%
deadball rebounds:	1								

COLORADO (6-1)

Player	FGs	3-pt	FT	O-D-	R	F	TP	A	TO	B	S	Min
Gordon f	2-6	0-0	1-2	4-7	11	1	5	2	4	3	0	29
Johnson f	4-7	3-4	0-0	1-5	6	4	11	1	2	0	1	28
Scott f	3-5	0-0	6-8	3-8	11	3	12	2	1	2	0	24
Booker g	5-15	0-3	2-2	0-1	1	0	12	3	1	0	0	27
Dinwiddie g	5-9	4-7	3-4	0-4	4	1	17	2	2	0	0	35
Talton	3-5	1-2	2-3	3-2	5	1	9	2	3	0	0	18
Fletcher	2-3	0-1	0-0	1-0	1	1	4	0	0	0	0	16
Thomas	0-2	0-2	0-0	0-3	3	2	0	0	1	0	0	11
Hopkins	0-1	0-0	0-0	1-1	2	1	0	0	1	1	1	11
King	0-0	0-0	0-0	0-0	0	0	0	0	0	0	0	1
Team			0-2		2							
Totals	24-53	8-19	14-19	13-33	46	11	70	12	15	6	2	200

FG%	1st Hlf	11-26	42.3%	2nd Hlf	13-27	48.1%	Game	24-53	45.3%
3FG%	1st Hlf	4-10	40.0%	2nd Hlf	4-9	44.4%	Game	8-19	42.1%
FT%	1st Hlf	4-6	66.7%	2nd Hlf	10-13	76.9%	Game	14-19	73.7%
deadball rebounds:	1								

Harvard	42	20	62
Colorado	30	40	70

Officials: Gregory Nixon, Darron George, Ryan McDaniel
 Technicals: none.
 Attendance: 9770. Fouled out: none.

Game #10 (Dec. 7)
6/7 Kansas at RV/RV Colorado
Boulder, Colo.

KANSAS (6-2)

Player	FGs	3-pt	FT	O-D-	R	F	TP	A	TO	B	S	Min
Black f	0-0	0-0	0-0	0-0	0	3	0	0	0	0	0	3
Ellis f	5-6	0-0	0-0	3-5	8	3	10	3	1	0	0	31
Mason g	3-9	1-5	4-7	0-3	3	2	11	4	2	0	0	34
Selden Jr. g	3-6	1-3	0-1	1-3	4	3	7	0	1	0	0	20
Wiggins g	7-11	1-3	7-9	1-4	5	4	22	0	2	1	0	28
White III	0-1	0-1	0-0	0-0	0	1	0	0	0	0	0	4
Tharpe	3-5	2-4	0-0	0-1	1	2	8	2	0	0	0	28
Greene	0-1	0-1	0-0	0-0	0	0	0	0	0	0	0	4
Embiid	4-7	0-0	2-3	1-3	4	5	10	2	4	1	3	28
Frankamp	0-3	0-3	0-0	0-0	0	1	0	0	1	0	0	4
Traylor	1-1	0-0	0-0	1-5	6	2	2	0	1	3	0	13
Lucas	1-1	0-0	0-0	0-1	1	0	2	0	0	0	0	3
Team			1-0		1							
Totals	27-51	5-20	13-20	8-25	33	26	72	11	14	5	3	200

FG%	1st Hlf	12-26	46.2%	2nd Hlf	15-25	60.0%	Game	27-51	52.9%
3FG%	1st Hlf	3-14	21.4%	2nd Hlf	2-6	33.3%	Game	5-20	25.0%
FT%	1st Hlf	3-6	50.0%	2nd Hlf	10-14	71.4%	Game	13-20	65.0%
deadball rebounds:	6								

COLORADO (9-1)

Player	FGs	3-pt	FT	O-D-	R	F	TP	A	TO	B	S	Min
Johnson f	4-9	1-2	5-8	2-4	6	0	14	0	1	0	3	33
Scott f	6-9	0-0	2-2	2-2	4	2	14	2	0	0	0	28
Booker g	5-12	3-6	2-6	1-2	3	3	15	0	1	0	1	33
Hopkins g	1-4	1-3	0-0	0-4	4	4	3	3	2	0	1	27
Dinwiddie g	3-8	1-5	8-10	0-1	1	4	15	7	1	1	0	31
Talton	0-3	0-2	0-0	0-1	1	0	0	0	0	0	0	9
Fletcher	2-3	1-2	2-5	2-0	2	0	7	0	0	0	1	11
Thomas	0-3	0-2	3-6	3-1	4	1	3	1	1	0	0	16
King	0-2	0-0	0-0	1-1	2	1	0	0	0	0	1	2
Mills	2-3	0-0	0-0	2-1	3	1	4	0	0	0	0	10
Team			2-0		2							
Totals	23-56	7-22	22-37	15-17	32	16	75	13	8	1	7	200

FG%	1st Hlf	10-25	40.0%	2nd Hlf	13-31	41.9%	Game	23-56	41.1%
3FG%	1st Hlf	2-10	20.0%	2nd Hlf	5-12	41.7%	Game	7-22	31.8%
FT%	1st Hlf	11-19	57.9%	2nd Hlf	11-18	61.1%	Game	22-37	59.5%
deadball rebounds:	2								

Kansas	30	42	72
Colorado	33	42	75

Officials: Mark Whitehead, Larry Spaulding, Darron George
 Technicals: none.
 Attendance: 11113. Fouled out: Embiid.

Game #8 (Nov. 30)
RV/RV Colorado at Air Force
USAF, Colo.

COLORADO (7-1)

Player	FGs	3-pt	FT	O-D-	R	F	TP	A	TO	B	S	Min
Gordon f	1-4	0-0	4-8	3-0	3	1	6	2	0	2	0	24
Johnson f	5-6	0-1	1-1	3-5	8	1	11	2	0	0	0	23
Scott f	5-10	0-0	6-6	5-8	13	2	16	2	0	0	1	25
Booker g	5-13	3-7	0-0	0-2	2	0	13	0	2	0	1	22
Dinwiddie g	3-5	1-3	0-0	0-0	0	1	7	5	3	0	2	24
Talton	0-2	0-1	2-2	1-1	2	3	2	4	0	0	1	16
Stalzer	0-0	0-0	0-0	0-0	0	0	0	0	1	0	0	5
Fletcher	0-2	0-2	0-0	0-0	0	4	0	0	1	1	0	10
Nelson	0-0	0-0	0-0	0-3	3	1	0	0	0	0	0	4
Thomas	2-3	0-0	3-3	1-2	3	3	7	1	3	0	0	13
Gamble	1-2	1-2	0-2	1-1	1	0	3	0	1	0	0	3
Brady	0-1	0-1	0-0	0-0	0	1	0	1	1	0	0	3
Hopkins	3-6	3-5	0-0	0-0	0	2	9	2	0	0	0	16
King	2-3	1-2	0-0	0-4	4	2	5	0	0	0	0	7
Mills	0-1	0-0	2-2	1-1	2	0	2	0	0	0	0	5
Team			0-1		1							
Totals	23-62	7-23	9-13	9-20	29	17	62	13	10	3	10	200

FG%	1st Hlf	12-26	46.2%	2nd Hlf	15-32	46.9%	Game	27-58	46.6%
3FG%	1st Hlf	5-13	38.5%	2nd Hlf	4-11	36.4%	Game	9-24	37.5%
FT%	1st Hlf	5-8	62.5%	2nd Hlf	13-16	81.3%	Game	18-24	75.0%
deadball rebounds:	2								

AIR FORCE (3-4)

Player	FGs	3-pt	FT	O-D-	R	F	TP	A	TO	B	S	Min
Olesinski f	3-8	1-5	1-2	1-1	2	2	8	2	1	0	2	30
Hammonds f	2-5	0-1	3-6	0-2	2	5	7	0	2	0	0	21
Parker c	1-2	0-0	0-0	2-1	3	4	2	1	1	1	0	20
Coggins g	6-13	2-7	4-4	0-4	4	1	18	2	7	1	0	34
Yon g	2-6	1-3	0-0	0-0	0	0	5	1	1	0	0	25
Kocur	2-4	2-4	2-2	0-3	3	1	8	2	1	0	0	14
Jorgensen	0-2	0-1	1-2	1-2	3	1	1	2	0	0	0	12
Adler	0-0	0-0	0-0	0-0	0	0	0	0	0	0	0	2
Long	0-0	0-0	0-0	0-1	1	0	0	0	1	0	0	8
Graham	1-2	0-0	0-1	0-1	1	0	2	1	0	1	1	15
Moer	2-4	0-1	2-2	0-0	0	3	6	0	2	1	0	12
Michael	0-0	0-0	0-0	0-0	0	1	0	1	0	0	0	4
Kammerer	0-0	0-0	0-0	0-1	0	0	0	0	0	0	1	3
Team			0-5		5							
Totals	19-46	6-22	13-19	4-21	25	18	57	12	18	4	4	200

FG%	1st Hlf	9-22	40.9%	2nd Hlf
-----	---------	------	-------	---------

Game #13 (Dec. 28)
Georgia vs. 21/24 Colorado
Boulder, Colo.

GEORGIA (6-5)

Player	FGs	3-pt	FT	O-D-	R	F	TP	A	TO	B	S	Min	
Thomton	f	3-5	0-0	3-5	3-0	3	4	9	0	1	0	0	22
Williams	f	2-4	0-0	0-0	2-1	3	5	4	0	0	0	1	21
Morris	f	5-7	1-1	0-1	0-1	1	2	11	1	1	0	0	22
Mann	g	3-8	1-1	4-8	0-3	3	3	11	3	2	0	3	30
Gaines	g	5-12	2-4	0-0	1-1	2	0	12	1	1	1	3	30
Parker	g	3-5	0-0	1-2	0-0	1	7	1	0	0	0	0	20
Dixon	0-0	0-0	0-0	0-0	0	3	0	0	1	0	0	0	8
Echols	0-0	0-0	0-0	0-1	1	0	0	0	0	0	0	0	4
Forté	1-2	0-0	0-0	2-3	5	1	2	0	3	0	0	0	5
Geno	0-0	0-0	0-0	0-0	0	0	0	0	0	0	0	0	5
Cannon	1-3	0-0	0-0	0-0	0	1	2	0	1	0	0	0	7
Djurisic	5-10	1-2	1-2	2-2	4	4	12	1	0	0	2	26	
Team				0-0	0								
Totals		28-56	5-8	9-18	10-12	22	24	70	7	10	1	9	200

FG%	1st Hlf	14-29	48.3%	2nd Hlf	14-27	51.9%	Game	28-56	50.0%
3FG%	1st Hlf	4-6	66.7%	2nd Hlf	1-2	50.0%	Game	5-8	62.5%
FT%	1st Hlf	3-8	37.5%	2nd Hlf	6-10	60.0%	Game	9-18	50.0%
deadball rebounds:		5							

COLORADO (11-2)

Player	FGs	3-pt	FT	O-D-	R	F	TP	A	TO	B	S	Min	
Gordon	f	3-3	0-0	4-4	2-4	6	2	10	1	2	1	1	26
Johnson	f	5-10	3-6	0-0	1-3	4	2	13	1	2	0	1	26
Scott	f	3-5	0-0	8-8	5-8	13	4	14	1	2	1	1	30
Booker	g	7-12	2-4	3-3	0-0	0	1	19	4	2	0	1	31
Dinwiddie	g	4-5	2-3	7-7	0-1	1	2	17	2	3	0	1	30
Talton	0-3	0-2	0-0	0-1	1	1	0	0	0	0	0	0	9
Stalzer	0-0	0-0	0-0	0-0	0	0	0	0	1	0	0	0	1
Fletcher	0-3	0-2	2-2	0-1	1	0	2	1	0	0	0	0	13
Nelson	0-0	0-0	0-0	0-0	0	0	0	0	0	0	0	0	1
Thomas	1-1	0-0	2-2	2-2	4	1	4	1	1	1	0	10	
Gamble	0-0	0-0	0-0	0-1	1	0	0	0	0	0	0	0	1
Hopkins	2-7	1-3	0-0	2-1	3	3	5	0	0	0	0	1	18
King	0-0	0-0	0-0	0-0	0	0	0	0	0	0	0	0	1
Mills	0-0	0-0	0-0	0-0	0	0	0	0	1	0	0	0	3
Team				0-0	0								
Totals		25-49	8-20	26-26	12-22	34	16	84	11	14	3	6	200

FG%	1st Hlf	14-29	48.3%	2nd Hlf	11-20	55.0%	Game	25-49	51.0%
3FG%	1st Hlf	6-11	54.5%	2nd Hlf	2-9	22.2%	Game	6-22	40.0%
FT%	1st Hlf	12-12	100%	2nd Hlf	14-14	100%	Game	26-26	100%
deadball rebounds:		0							

Georgia	35	35	70
Colorado	46	38	84

Officials: Chris Rastatter, Tony Padilla, Mike Scyphers
 Technicals: none.

Game #16 (Jan. 8)
15/17 Colorado at Washington State
Spokane, Wash.

COLORADO (14-2, 3-0)

Player	FGs	3-pt	FT	O-D-	R	F	TP	A	TO	B	S	Min	
Gordon	f	2-5	0-0	1-2	3-3	6	1	5	0	3	1	0	28
Johnson	f	4-8	0-1	6-10	1-2	3	3	14	1	0	0	0	34
Scott	f	8-12	0-0	3-4	3-6	9	2	19	0	1	1	0	41
Booker	g	2-12	1-4	13-14	0-4	4	3	18	3	1	0	2	38
Dinwiddie	g	2-5	1-3	1-4	0-2	2	1	6	2	0	0	2	38
Talton	1-3	1-2	0-0	0-4	4	0	3	2	0	0	0	1	16
Fletcher	1-3	0-2	2-2	0-2	2	0	4	0	0	0	1	0	9
Thomas	1-1	0-0	0-0	0-0	0	2	0	0	0	0	0	0	5
Hopkins	0-1	0-1	0-2	0-2	2	3	0	0	0	0	0	0	15
King	0-1	0-0	0-0	0-0	0	0	0	0	0	0	0	0	1
Team				0-2	2								
Totals		21-51	3-13	26-38	7-27	34	13	71	8	6	3	5	225

FG%	1st Hlf	8-20	40.0%	2nd Hlf	8-23	34.8%	OT	5-8	62.5%	Game	21-51	41.2%
3FG%	1st Hlf	0-5	0.0%	2nd Hlf	3-8	37.5%	OT	0-0	0.0%	Game	3-13	23.1%
FT%	1st Hlf	12-14	85.7%	2nd Hlf	9-16	56.3%	OT	5-8	62.5%	Game	26-38	68.4%
deadball rebounds:		7										

WASHINGTON STATE (7-8, 0-3)

Player	FGs	3-pt	FT	O-D-	R	F	TP	A	TO	B	S	Min	
Shelton	f	6-11	1-3	1-1	0-12	12	3	14	3	2	0	0	38
Railey	c	0-3	0-0	0-0	0-0	0	2	0	1	1	0	0	7
Kerich-Drew	g	8-12	6-8	2-2	2-2	4	4	24	0	2	1	0	42
Woolfride	g	4-14	2-4	0-0	0-3	3	3	10	11	1	0	3	42
Inreong	g	4-9	2-5	0-0	0-0	0	4	10	0	2	0	0	21
Johnson	2-3	2-3	0-0	1-3	4	1	6	0	2	0	0	0	25
Dilorio	0-1	0-0	0-0	1-0	1	1	0	0	0	0	0	0	9
Longrus	2-5	0-0	0-0	0-4	4	4	4	2	0	1	1	31	
Hawkinson	1-2	0-0	0-0	1-2	3	0	2	0	0	0	0	0	10
Team				0-4	4								
Total		27-60	13-23	3-3	5-28	33	22	70	17	11	2	4	225

FG%	1st Hlf	13-27	48.1%	2nd Hlf	8-23	34.8%	OT	6-10	60.0%	Game	27-60	45.0%
3FG%	1st Hlf	7-11	63.6%	2nd Hlf	4-8	50.0%	OT	2-4	50.0%	Game	13-23	56.5%
FT%	1st Hlf	1-1	100%	2nd Hlf	2-2	100%	OT	0-0	0.0%	Game	3-3	100%
deadball rebounds:		0										

Colorado	28	28	15	71
Washington State	34	22	14	70

Officials: Chris Rastatter, Rick Batsell, Scott Brown
 Technicals: none.
 Attendance: 3122. Fouled out: none.

Game #14 (Jan. 2)
Oregon State vs. 20/24 Colorado
Boulder, Colo.

OREGON STATE (8-5, 0-1)

Player	FGs	3-pt	FT	O-D-	R	F	TP	A	TO	B	S	Min	
Collier	f	3-7	0-0	2-3	4-4	8	2	8	2	3	1	0	22
Brandt	f	2-7	0-2	0-0	2-3	5	5	4	1	0	0	0	24
Barton	g	0-4	0-1	0-0	0-0	0	1	0	0	2	0	0	13
Morris-Walker	g	2-2	2-2	0-0	1-3	4	3	6	0	1	0	0	19
Nelson	g	5-14	3-5	10-10	0-3	3	0	23	2	3	0	0	32
Robbins	0-2	0-0	0-0	0-0	0	0	0	0	0	0	0	0	1
Cooke	1-2	1-2	1-2	0-0	0	3	4	3	1	0	0	2	23
N'diaye	0-0	0-0	0-0	0-1	1	0	0	0	0	0	0	0	+
Duvivier	2-3	2-2	0-0	0-0	0	6	0	0	0	0	0	0	12
Gomis	2-3	0-0	0-0	2-2	4	4	4	0	3	0	0	0	17
Moreland	1-3	0-0	0-0	3-7	10	1	2	1	4	1	0	0	27
Schaftenaar	0-1	0-1	0-0	0-1	1	1	0	0	0	0	0	0	3
Reid	0-0	0-0	1-2	0-0	0	0	1	1	0	0	0	0	7
Team				0-1	1								
Totals		18-48	8-15	14-17	12-25	37	20	58	10	17	2	3	200

FG%	1st Hlf	8-23	34.8%	2nd Hlf	10-25	40.0%	Game	18-48	37.5%
3FG%	1st Hlf	3-4	75.0%	2nd Hlf	5-11	45.5%	Game	8-15	53.3%
FT%	1st Hlf	4-5	80.0%	2nd Hlf	10-12	83.3%	Game	14-17	82.4%
deadball rebounds:		0							

COLORADO (12-2, 1-0)

Player	FGs	3-pt	FT	O-D-	R	F	TP	A	TO	B	S	Min	
Gordon	f	2-4	0-0	1-2	2-0	2	3	5	0	0	2	0	20
Johnson	f	3-10	0-3	3-5	2-7	9	1	9	0	1	1	0	33
Scott	f	5-11	0-0	3-6	2-7	10	1	13	0	2	3	1	37
Booker	g	3-10	1-5	6-6	1-3	4	1	13	2	1	0	4	31
Dinwiddie	g	2-9	2-7	3-4	0-3	3	4	9	5	1	0	3	34
Talton	1-2	0-1	0-0	2-0	2	1	2	1	0	0	1	1	13
Thomas	0-1	0-0	0-2	1-1	2	2	0	0	0	0	0	0	11
Hopkins	5-8	2-4	1-2	1-0	1	2	13	0	2	0	0	0	21
Team				1-0	1								
Totals		21-55	5-20	17-27	13-21	34	15	64	10	7	6	9	200

FG%	1st Hlf	9-26	34.6%	2nd Hlf	12-29	41.4%	Game	21-55	38.2%
3FG%	1st Hlf	4-13	30.8%	2nd Hlf	1-7	14.3%	Game	5-20	25.0%
FT%	1st Hlf	6-10	60.0%	2nd Hlf	11-17	64.7%	Game	17-27	63.0%
deadball rebounds:		5							

Oregon State	23	35	58
Colorado	28	36	64

Officials: Mike Reed, SirAllen Conner, Tom Nally
 Technicals: none.
 Attendance: 9851. Fouled out: Brandt.

Game #17 (Jan. 12)
15/17 Colorado at Washington
Seattle, Wash.

COLORADO (14-3, 3-1)

Player	FGs	3-pt	FT	O-D-	R	F	TP	A	TO	B	S	Min	
Gordon	f	5-7	0-0	1-2	7-6	13	1	11	0	2	4	0	27
Johnson	f	3-6											

Game #19 (Jan. 18)
USC at 21/22 Colorado
Boulder, Colo.

USC (9-9, 0-5)

Player	FGs	3-pt	FT	O-D-	R	F	TP	A	TO	B	S	Min
Jovanovic f	1-4	0-2	0-0	1-0	1	1	2	2	2	0	0	15
Oraby f	6-9	0-0	4-4	3-3	6	5	16	0	1	1	0	24
Howard g	2-8	0-3	1-1	0-1	1	1	5	3	1	0	0	33
Jacobs g	0-3	0-2	4-4	0-3	3	0	4	2	1	0	3	25
Wesley g	3-14	0-1	3-4	0-4	4	1	9	2	1	1	2	29
Prince	1-2	0-0	2-2	0-0	0	0	4	0	0	0	0	5
Bryan	0-0	0-0	0-0	0-0	0	0	0	0	1	0	0	0
Dukes	1-2	0-1	0-0	0-0	0	1	2	0	0	1	0	8
Gavrilovic	1-2	0-1	0-0	0-1	1	2	2	0	1	0	0	18
Taylor	0-2	0-1	0-0	0-1	1	1	0	0	0	0	1	4
Terrell	5-9	4-5	2-2	1-2	3	1	16	0	3	1	0	24
Munoz	0-0	0-0	0-0	0-0	0	0	0	0	0	0	0	2
Haley	1-2	0-0	0-0	0-2	2	2	2	0	0	0	0	13
Team					0	1						
Totals	21-57	4-16	16-17	5-18	23	16	62	9	11	3	6	200

FG%	1st Hlf	8-26	30.8%	2nd Hlf	13-31	41.9%	Game 21-57	36.8%
3FG%	1st Hlf	1-8	12.5%	2nd Hlf	3-8	37.5%	Game 4-16	25.0%
FT%	1st Hlf	6-6	100%	2nd Hlf	10-11	90.9%	Game 16-17	94.1%
deadball rebounds:	0							

COLORADO (15-4, 4-2)

Player	FGs	3-pt	FT	O-D-	R	F	TP	A	TO	B	S	Min
Gordon f	2-3	1-2	0-0	4-4	8	1	5	2	2	5	1	22
Johnson f	4-9	1-1	1-1	0-1	1	0	10	0	0	1	0	23
Scott f	8-13	0-0	4-4	2-5	7	1	20	0	0	2	1	24
Booker g	3-5	1-2	6-6	0-4	4	1	13	6	2	1	1	25
Hopkins g	3-7	0-3	4-4	0-3	3	1	0	0	0	0	2	20
Talton	1-3	0-2	0-0	0-2	2	2	2	3	0	0	1	18
Stalzer	1-3	1-1	1-2	1-5	6	0	4	1	2	0	0	20
Nelson	0-0	0-0	0-0	0-0	0	0	0	0	0	0	0	0
Thomas	3-4	0-1	1-3	1-1	2	4	7	0	3	0	0	18
Gamble	1-1	1-1	0-0	0-0	0	0	3	0	0	0	0	3
King	1-6	1-3	2-2	1-1	2	4	5	3	0	0	2	16
Mills	2-3	0-0	0-0	1-4	5	1	4	0	1	1	0	11
Team					1-2	3						
Total	29-57	6-16	19-22	11-32	43	15	83	15	12	10	8	200

FG%	1st Hlf	15-31	48.4%	2nd Hlf	14-26	53.8%	Game 29-57	50.9%
3FG%	1st Hlf	3-10	30.0%	2nd Hlf	3-6	50.0%	Game 6-16	37.5%
FT%	1st Hlf	7-7	100%	2nd Hlf	12-15	80.0%	Game 19-22	86.4%
deadball rebounds:	2							

USC	23	39	62
Colorado	40	43	83

Officials: Mike Reed, Tommy Nunez, Deldre Carr
 Technicals: USC-TEAM.
 Attendance: 9583. Fouled out: Oraby.

Game #22 (Feb. 1)
Utah at -RV Colorado
Boulder, Colo.

UTAH (14-7, 3-6)

Player	FGs	3-pt	FT	O-D-	R	F	TP	A	TO	B	S	Min
Loveridge f	2-11	0-5	0-0	1-3	4	1	4	5	0	0	1	38
Bachynski c	2-2	0-0	1-1	1-1	2	3	5	1	2	1	0	13
Taylor g	6-13	5-9	0-0	0-0	0	0	17	1	1	0	0	38
Tucker g	3-5	3-5	2-2	0-2	2	2	11	1	0	0	0	25
Wright g	5-12	1-2	6-6	1-2	3	5	17	11	3	0	7	43
Pnwas	0-0	0-0	0-0	0-0	0	0	0	0	0	0	0	4
Lenz	2-5	0-0	1-2	2-0	2	2	5	0	0	0	0	13
Fields	4-6	1-2	0-0	0-1	1	3	9	2	1	0	1	16
Eastman	0-0	0-0	0-0	0-0	0	0	0	0	0	0	0	1
Ogbe	1-3	1-1	0-0	0-1	1	2	3	0	2	0	0	9
Olsen	2-6	0-0	0-0	5-3	8	5	4	0	3	3	0	25
Team					1-0	1						
Totals	27-63	11-24	10-11	11-13	24	23	75	21	12	4	9	225

FG%	1st Hlf	12-28	42.9%	2nd Hlf	11-23	47.8%	OT 4-12	33.3%	Game 27-63	42.9%	
3FG%	1st Hlf	5-9	55.6%	2nd Hlf	4-8	50.0%	OT 2-7	28.6%	Game 11-24	45.8%	
FT%	1st Hlf	8-8	100%	2nd Hlf	2-3	66.7%	OT 0-0	0.0%	Game 10-11	90.9%	
deadball rebounds:	1										

COLORADO (16-6, 5-4)

Player	FGs	3-pt	FT	O-D-	R	F	TP	A	TO	B	S	Min
Gordon f	5-9	1-2	1-2	3-3	6	0	12	0	1	0	0	36
Johnson f	2-6	0-2	7-10	4-6	10	3	11	2	2	0	2	37
Scott f	6-11	0-0	8-8	5-5	10	2	20	0	2	3	1	40
Booker g	5-16	1-6	7-10	2-6	8	0	18	7	4	0	1	43
Hopkins g	0-1	0-1	0-0	1-0	1	2	0	0	3	0	0	5
Talton	5-8	4-5	0-0	0-3	3	2	14	1	1	2	1	22
Stalzer	2-4	0-1	0-0	0-0	0	1	4	1	1	0	1	22
Thomas	0-1	0-1	0-0	1-0	1	3	0	1	0	0	0	13
King	0-0	0-0	0-0	0-1	1	0	0	0	0	0	0	4
Mills	0-0	0-0	0-0	1-0	1	0	0	1	0	0	0	3
Team					0-1	1						
Total	25-56	6-18	23-30	17-25	42	13	79	15	15	5	6	225

FG%	1st Hlf	12-24	50.0%	2nd Hlf	10-29	34.5%	OT 3-3	100%	Game 25-56	44.6%	
3FG%	1st Hlf	3-8	37.5%	2nd Hlf	2-9	22.2%	OT 1-1	100%	Game 6-18	33.3%	
FT%	1st Hlf	4-6	66.7%	2nd Hlf	12-14	85.7%	OT 7-10	70.0%	Game 23-30	76.7%	
deadball rebounds:	8										

Utah	37	28	10	75
Colorado	31	34	14	79

Officials: Verne Harris, Ken Ditty, Brett Nansel
 Technicals: none.
 Attendance: 9607. Fouled out: Olsen, Wright.

Game #20 (Jan. 23)
RV/RV Colorado at 1/1 Arizona
Tucson, Ariz.

COLORADO (15-5, 4-3)

Player	FGs	3-pt	FT	O-D-	R	F	TP	A	TO	B	S	Min
Gordon f	0-6	0-0	0-0	3-3	6	1	0	0	2	2	0	24
Johnson f	7-12	4-5	3-3	1-1	2	3	21	0	3	0	0	34
Scott f	5-11	0-0	5-5	3-8	11	2	15	0	3	0	1	35
Booker g	4-13	0-3	3-4	0-3	3	1	11	4	2	0	1	34
Hopkins g	1-5	0-2	0-0	1-1	2	1	2	1	2	1	0	22
Talton	1-1	0-0	2-2	0-0	0	1	4	1	5	0	0	16
Stalzer	0-0	0-0	0-0	0-0	0	4	0	0	0	0	0	6
Thomas	2-4	0-1	0-0	0-4	4	2	4	0	0	0	0	23
King	0-0	0-0	0-0	1-1	1	0	0	0	0	0	0	6
Team					2-1	3						
Totals	20-52	4-11	13-14	10-22	32	15	57	6	16	2	2	200

FG%	1st Hlf	8-27	29.6%	2nd Hlf	12-25	48.0%	Game 20-52	38.5%
3FG%	1st Hlf	1-3	33.3%	2nd Hlf	3-8	37.5%	Game 4-11	36.4%
FT%	1st Hlf	7-7	100%	2nd Hlf	6-7	85.7%	Game 13-14	92.9%
deadball rebounds:	1							

ARIZONA (19-0, 6-0)

Player	FGs	3-pt	FT	O-D-	R	F	TP	A	TO	B	S	Min
Gordon f	6-12	0-1	0-0	1-3	4	2	12	3	0	0	2	32
Ashley f	6-7	1-1	2-2	0-4	4	3	15	1	3	1	2	31
Tarczewski c	3-4	0-0	1-2	3-5	8	2	7	2	0	1	0	26
McConnell g	1-5	0-2	0-1	1-2	3	3	2	3	1	1	2	30
Johnson g	7-14	0-3	4-6	2-1	3	1	18	3	2	1	0	33
York	3-9	2-7	1-2	0-2	2	1	9	3	0	0	0	21
Mayes	1-2	0-0	1-0	0-0	0	0	2	0	0	0	0	2
Hollis-Jefferson	2-6	0-1	0-0	2-3	5	3	4	1	1	1	2	25
Team					2-1	3						
Total	29-59	3-15	8-14	11-21	32	16	69	16	7	5	8	200

FG%	1st Hlf	15-37	40.5%	2nd Hlf	12-22	54.5%	Game 29-59	49.2%
3FG%	1st Hlf	3-11	27.3%	2nd Hlf	0-4	0.0%	Game 3-15	20.0%
FT%	1st Hlf	2-4	50.0%	2nd Hlf	6-10	60.0%	Game 8-14	57.1%
deadball rebounds:	3, 1							

Colorado	24	33	57
Arizona	39	30	69

Officials: Dick Cartmell, John Higgins, Larry Spaulding

Game #25 (Feb. 13)
-/RV Colorado at RV/RV UCLA
Los Angeles, Calif.

COLORADO (18-7, 7-5)

Player	FGs	3-pt	FT	O-D-	R	F	TP	A	TO	B	S	Min
Johnson	f 5-12	2-7	2-4	1-8	9	1	14	0	0	1	0	36
Thomas	f 1-5	0-1	2-2	2-2	4	4	4	1	3	0	2	27
Scott	f 8-12	0-0	4-5	2-3	5	1	20	2	3	1	1	37
Booker	g 6-16	2-7	2-2	0-0	0	3	16	12	2	0	2	37
Talton	g 3-6	3-5	1-2	0-2	2	1	10	0	4	0	2	29
Stalzer	1-1	0-0	0-0	0-1	1	1	2	0	0	0	0	6
Hopkins	4-7	0-1	0-0	0-0	0	2	8	2	0	0	0	21
King	0-2	0-2	0-0	0-1	1	0	0	0	0	0	0	4
Mills	0-0	0-0	0-0	0-1	1	0	0	0	0	0	0	3
Team				3-1	4							
Totals	28-61	7-23	11-15	8-19	27	13	74	17	12	2	7	200

FG%	1st Hlf	16-29	55.2%	2nd Hlf	12-32	37.5%	Game	28-61	45.9%
3FG%	1st Hlf	4-8	50.0%	2nd Hlf	3-15	20.0%	Game	7-23	30.4%
FT%	1st Hlf	4-5	80.0%	2nd Hlf	7-10	70.0%	Game	11-15	73.3%

UCLA (19-5, 8-3)

Player	FGs	3-pt	FT	O-D-	R	F	TP	A	TO	B	S	Min
Wear, D.	f 3-6	1-3	0-0	0-2	2	3	7	0	0	0	0	22
Wear, T.	f 6-6	1-1	0-0	3-4	7	1	13	0	0	3	1	30
Adams	g 6-13	0-5	5-5	2-5	7	2	17	4	3	0	3	34
Powell	g 4-8	2-4	0-0	0-3	3	2	10	4	1	0	2	27
Anderson	g 7-12	2-2	6-7	0-7	7	0	22	11	1	1	0	36
Bail	0-0	0-0	0-0	0-0	0	0	0	0	0	0	0	2
LaVine	1-6	1-2	0-0	0-1	1	2	3	1	3	1	0	19
Alford	5-8	4-5	0-0	0-3	3	0	14	2	1	0	0	19
Parker	3-3	0-0	0-0	2-3	5	3	6	0	2	1	0	11
Team				1-1	2							
Total	35-62	11-22	11-12	8-29	37	13	92	25	11	6	6	200

FG%	1st Hlf	15-30	50.0%	2nd Hlf	20-32	62.5%	Game	35-62	56.5%
3FG%	1st Hlf	3-10	30.0%	2nd Hlf	8-12	66.7%	Game	11-22	50.0%
FT%	1st Hlf	3-4	75.0%	2nd Hlf	8-8	100%	Game	11-12	91.7%

Colorado	40	34	74
UCLA	36	56	92

Officials: Randy McCall, Gregory Nixon, Michael Greenstein
 Technicals: none.
 Attendance: 8431. Fouled out: none.

Game #26 (Feb. 16)
-/RV Colorado at USC
Los Angeles, Calif.

COLORADO (19-7, 8-5)

Player	FGs	3-pt	FT	O-D-	R	F	TP	A	TO	B	S	Min
Johnson	f 6-11	3-5	5-6	1-3	4	5	20	1	0	0	0	25
Scott	f 7-13	0-0	3-4	3-5	8	4	17	1	3	1	33	
Thomas	f 1-2	0-0	1-2	0-3	3	4	3	2	5	1	0	21
Booker	g 7-15	1-4	3-3	1-7	8	2	18	6	6	0	2	34
Talton	g 4-5	2-3	4-7	1-6	7	3	14	3	0	0	0	32
Gordon	0-0	0-0	0-0	0-2	2	2	0	1	0	0	1	11
Stalzer	0-0	0-0	0-0	0-0	0	1	0	0	1	0	0	15
Hopkins	3-8	2-5	2-3	0-1	1	2	10	4	1	0	3	23
King	0-0	0-0	1-2	0-0	0	1	1	0	3	0	0	3
Mills	0-1	0-0	0-0	0-0	0	0	0	0	0	0	0	3
Team				0-1	1							
Totals	28-56	8-17	19-27	6-28	34	24	83	18	17	4	7	200

FG%	1st Hlf	15-28	53.6%	2nd Hlf	13-28	46.4%	Game	28-56	50.0%
3FG%	1st Hlf	5-10	50.0%	2nd Hlf	3-7	42.9%	Game	8-17	47.1%
FT%	1st Hlf	5-7	71.4%	2nd Hlf	14-20	70.0%	Game	19-27	70.4%

USC (10-15, 1-11)

Player	FGs	3-pt	FT	O-D-	R	F	TP	A	TO	B	S	Min
Gavrilovic	f 1-3	0-1	1-4	2-3	5	0	3	0	0	0	0	22
Wesley	f 6-14	1-4	8-10	3-5	8	2	21	2	4	0	3	38
Haley	c 0-1	0-0	0-0	1-1	2	2	0	1	1	0	0	12
Bryan	g 2-2	0-0	4-5	0-0	0	5	8	1	1	0	1	20
Dukes	g 1-3	1-2	0-0	0-0	0	5	8	1	1	0	1	11
Prince	1-4	0-0	4-6	5-0	5	1	6	0	0	0	1	10
Jacobs	2-4	0-1	2-2	0-3	3	2	6	0	2	0	1	22
Taylor	0-1	0-1	0-0	0-0	0	0	0	0	0	0	0	3
Terrell	6-17	1-5	1-2	0-4	4	2	14	0	1	0	1	27
Pflueger	1-1	0-0	0-0	0-1	1	1	2	0	0	0	0	1
Munoz	0-0	0-0	0-0	0-0	0	0	0	0	0	0	1	1
Jovanovic	1-5	0-1	0-0	1-0	1	2	2	0	1	0	0	10
Oraby	2-7	0-0	5-7	3-6	9	4	9	2	5	1	0	23
Team				1-1	2							
Total	23-62	3-15	25-36	16-24	40	23	5_74	6	17	1	8	200

FG%	1st Hlf	11-24	45.8%	2nd Hlf	12-38	31.6%	Game	23-62	37.1%
3FG%	1st Hlf	1-4	25.0%	2nd Hlf	2-11	18.2%	Game	3-15	20.0%
FT%	1st Hlf	9-13	69.2%	2nd Hlf	16-23	69.6%	Game	25-36	69.4%

Colorado	40	43	83
USC	32	42	74

Officials: Larry Spaulding, Frank Harvey III, Deron White
 Technicals: none.
 Attendance: 3187. Fouled out: Johnson, Bryan.

**2013-2014 Colorado Basketball
Colorado Combined Team Statistics (as of Feb 16, 2014)
w/out Spencer**

RECORD:	OVERALL	HOME	AWAY	NEUTRAL
ALL GAMES	5-4	4-1	1-3	0-0
CONFERENCE	5-4	4-1	1-3	0-0
NON-CONFERENCE	0-0	0-0	0-0	0-0

##	Player	gp-gs	min	avg	Total		3-Point		F-Throw		Rebounds				pf	dq	a	to	blk	stl	pts	avg		
					fg-fga	fg%	3fg-fga	3fg%	ft-fa	ft%	off	def	tot	avg										
00	Booker, Askia	9-9	298	33.1	51-113	.451	14-39	.359	37-49	.755	4	34	38	4.2	17	0	54	33	1	15	153	17.0		
40	Scott, Josh	9-9	292	32.4	54-98	.551	0-0	.000	36-47	.766	21	45	66	7.3	16	0	6	10	16	8	144	16.0		
02	Johnson, Xavier	9-9	287	31.9	46-93	.495	15-34	.441	30-47	.638	16	42	58	6.4	17	1	7	15	5	8	137	15.2		
03	Talton, Xavier	9-4	200	22.2	20-38	.526	12-24	.500	9-15	.600	2	19	21	2.3	17	0	19	16	3	5	61	6.8		
23	Hopkins, Jaron	9-5	189	21.0	16-49	.327	3-20	.150	11-15	.733	5	19	24	2.7	20	1	12	18	0	11	46	5.1		
01	Gordon, Wesley	7-6	180	25.7	12-34	.353	3-6	.500	7-11	.636	18	26	44	6.3	9	0	6	9	13	4	34	4.9		
13	Thomas, Dustin	9-3	169	18.8	12-26	.462	2-8	.250	5-9	.556	8	16	24	2.7	28	1	5	15	1	4	31	3.4		
05	Stalzer, Eli	9-0	111	12.3	6-14	.429	2-5	.400	3-7	.429	2	11	13	1.4	13	0	2	6	0	2	17	1.9		
24	King, George	8-0	57	7.1	2-14	.143	1-8	.125	5-6	.833	1	8	9	1.1	7	0	3	3	0	2	10	1.3		
32	Mills, Ben	7-0	36	5.1	3-5	.600	0-0	.000	0-0	.000	2	6	8	1.1	2	0	3	2	1	0	6	0.9		
14	Gamble, Beau	1-0	3	3.0	1-1	1.000	1-1	1.000	0-0	.000	0	0	0	0.0	0	0	0	0	0	0	3	3.0		
12	Nelson, Kevin	2-0	3	1.5	0-0	.000	0-0	.000	0-0	.000	0	0	0	0.0	0	0	0	0	0	0	0	0.0		
Team											10	7	17											
Total.....		9	1825		223-485	.460	53-145	.366	143-206	.694	89	233	322	35.8	146	3	117	131	40	59	642	71.3		
Opponents.....		9	1825		226-530	.426	68-189	.360	121-160	.756	92	199	291	32.3	170	-	129	111	27	66	641	71.2		

TEAM STATISTICS	COLO	OPP	Date	Opponent	Score	Att.
SCORING	642	641	* 01/16/14	UCLA	L 56-69	10802
Points per game	71.3	71.2	* 01/18/14	USC	W 83-62	9583
Scoring margin	+0.1	-	* 01/23/14	at Arizona	L 57-69	14545
FIELD GOALS-ATT	223-485	226-530	* 01/25/14	at Arizona State	L 51-72	8352
Field goal pct	.460	.426	* 02/01/14	UTAH	Wot 79-75	9607
3 POINT FG-ATT	53-145	68-189	* 02/05/14	WASHINGTON STATE	W 68-63	8903
3-point FG pct	.366	.360	* 02/09/14	WASHINGTON	W 91-65	9461
3-pt FG made per game	5.9	7.6	* 02/13/14	at UCLA	L 74-92	8431
FREE THROWS-ATT	143-206	121-160	* 02/16/14	at USC	W 83-74	3187
Free throw pct	.694	.756	^ = Dallas, Texas (American Airlines Center)			
F-Throws made per game	15.9	13.4	# = Las Vegas, Nev. (MGM Grand Garden Arena)			
REBOUNDS	322	291	* = Pac-12 Conference			
Rebounds per game	35.8	32.3				
Rebounding margin	+3.4	-				
ASSISTS	117	129				
Assists per game	13.0	14.3				
TURNOVERS	131	111				
Turnovers per game	14.6	12.3				
Turnover margin	-2.2	-				
Assist/turnover ratio	0.9	1.2				
STEALS	59	66				
Steals per game	6.6	7.3				
BLOCKS	40	27				
Blocks per game	4.4	3.0				
ATTENDANCE	48356	34515				
Home games-Avg/Game	5-9671	4-8629				
Neutral site-Avg/Game	-	0-0				

Score by Periods	1st	2nd	OT	Totals
Colorado	298	330	14	642
Opponents	290	341	10	641

2013-2014 Colorado Basketball
Colorado Combined Team Statistics (as of Feb 17, 2014)
last 5 games

RECORD:	OVERALL	HOME	AWAY	NEUTRAL
ALL GAMES	4-1	3-0	1-1	0-0
CONFERENCE	4-1	3-0	1-1	0-0
NON-CONFERENCE	0-0	0-0	0-0	0-0

#	Player	gp-gs	min	avg	Total		3-Point		F-Throw		Rebounds				pf	dq	a	to	blk	stl	pts	avg
					fg-fga	fg%	3fg-fga	3fg%	ft-fa	ft%	off	def	tot	avg								
00	Booker, Askia	5-5	178	35.6	33-74	.446	8-24	.333	24-29	.828	4	21	25	5.0	8	0	37	19	0	8	98	19.6
02	Johnson, Xavier	5-5	162	32.4	30-57	.526	9-22	.409	23-35	.657	12	30	42	8.4	12	1	5	6	2	5	92	18.4
40	Scott, Josh	5-5	170	34.0	29-50	.580	0-0	.000	21-28	.750	13	19	32	6.4	10	0	6	7	10	5	79	15.8
03	Talton, Xavier	5-4	126	25.2	16-26	.615	12-17	.706	6-11	.545	1	14	15	3.0	10	0	8	8	2	3	50	10.0
23	Hopkins, Jaron	5-1	98	19.6	10-25	.400	3-10	.300	5-8	.625	4	12	16	3.2	10	0	9	7	0	5	28	5.6
01	Gordon, Wesley	3-2	78	26.0	7-17	.412	1-3	.333	5-6	.833	7	11	18	6.0	3	0	2	2	4	1	20	6.7
13	Thomas, Dustin	5-3	97	19.4	4-14	.286	2-6	.333	3-4	.750	5	8	13	2.6	17	1	4	12	1	3	13	2.6
05	Stalzer, Eli	5-0	61	12.2	4-7	.571	1-3	.333	1-2	.500	0	3	3	0.6	6	0	1	2	0	2	10	2.0
24	King, George	5-0	33	6.6	1-8	.125	0-5	.000	3-4	.750	0	6	6	1.2	2	0	0	3	0	0	5	1.0
32	Mills, Ben	4-0	19	4.8	0-1	.000	0-0	.000	0-0	.000	1	2	3	0.8	1	0	3	0	0	0	0	0.0
12	Nelson, Kevin	1-0	3	3.0	0-0	.000	0-0	.000	0-0	.000	0	0	0	0.0	0	0	0	0	0	0	0	0.0
	Team										3	3	6				1					
	Total.....	5	1025		134-279	.480	36-90	.400	91-127	.717	50	129	179	35.8	79	2	75	67	19	32	395	79.0
	Opponents.....	5	1025		127-301	.422	46-114	.404	69-90	.767	53	106	159	31.8	102	-	79	66	13	35	369	73.8

TEAM STATISTICS

	COLO	OPP
SCORING	395	369
Points per game	79.0	73.8
Scoring margin	+5.2	-
FIELD GOALS-ATT	134-279	127-301
Field goal pct	.480	.422
3 POINT FG-ATT	36-90	46-114
3-point FG pct	.400	.404
3-pt FG made per game	7.2	9.2
FREE THROWS-ATT	91-127	69-90
Free throw pct	.717	.767
F-Throws made per game	18.2	13.8
REBOUNDS	179	159
Rebounds per game	35.8	31.8
Rebounding margin	+4.0	-
ASSISTS	75	79
Assists per game	15.0	15.8
TURNOVERS	67	66
Turnovers per game	13.4	13.2
Turnover margin	-0.2	-
Assist/turnover ratio	1.1	1.2
STEALS	32	35
Steals per game	6.4	7.0
BLOCKS	19	13
Blocks per game	3.8	2.6
ATTENDANCE	27971	11618
Home games-Avg/Game	3-9324	2-5809
Neutral site-Avg/Game	-	0-0

Date	Opponent	Score	Att.
* 02/01/14	UTAH	Wot 79-75	9607
* 02/05/14	WASHINGTON STATE	w 68-63	8903
* 02/09/14	WASHINGTON	w 91-65	9461
* 02/13/14	at UCLA	L 74-92	8431
* 02/16/14	at USC	w 83-74	3187

^ = Dallas, Texas (American Airlines Center)

= Las Vegas, Nev. (MGM Grand Garden Arena)

* = Pac-12 Conference

Score by Periods	1st	2nd	OT	Totals
Colorado	182	199	14	395
Opponents	158	201	10	369

2013-2014 Colorado Basketball
Colorado Combined Team Statistics (as of Feb 17, 2014)
Conference games

RECORD:	OVERALL	HOME	AWAY	NEUTRAL
ALL GAMES	8-5	6-1	2-4	0-0
CONFERENCE	8-5	6-1	2-4	0-0
NON-CONFERENCE	0-0	0-0	0-0	0-0

##	Player	gp-gs	min	Total		3-Point		F-Throw		Rebounds					pf	dq	a	to	blk	stl	pts	avg			
				fg-fga	fg%	3fg-fga	3fg%	ft-fa	ft%	off	def	tot	avg												
00	Booker, Askia	13-13	427	32.8	64-160	.400	17-53	.321	66-81	.815	6	49	55	4.2	25	0	64	38	1	22	211	16.2			
40	Scott, Josh	13-13	430	33.1	76-138	.551	0-0	.000	54-70	.771	33	70	103	7.9	22	0	7	16	24	9	206	15.8			
02	Johnson, Xavier	13-13	413	31.8	62-127	.488	16-41	.390	43-67	.642	25	58	83	6.4	26	1	9	24	7	8	183	14.1			
03	Talton, Xavier	13-4	257	19.8	24-50	.480	13-29	.448	13-21	.619	4	24	28	2.2	22	0	23	21	3	9	74	5.7			
23	Hopkins, Jaron	13-5	262	20.2	26-69	.377	6-29	.207	13-21	.619	7	22	29	2.2	29	1	14	21	1	13	71	5.5			
01	Gordon, Wesley	11-10	282	25.6	23-55	.418	3-7	.429	10-17	.588	34	38	72	6.5	15	0	7	18	22	4	59	5.4			
25	Dinwiddie, Spencer	4-4	124	31.0	11-27	.407	6-15	.400	17-22	.773	1	8	9	2.3	9	0	15	7	0	6	45	11.3			
13	Thomas, Dustin	13-3	204	15.7	13-29	.448	2-8	.250	5-13	.385	11	18	29	2.2	34	1	7	16	1	4	33	2.5			
05	Stalzer, Eli	11-0	121	11.0	7-17	.412	2-6	.333	3-7	.429	3	12	15	1.4	15	0	3	7	0	2	19	1.7			
10	Fletcher, Tre'Shaun	3-0	24	8.0	3-8	.375	0-5	.000	5-5	1.000	0	4	4	1.3	2	0	0	1	1	0	11	3.7			
24	King, George	11-0	61	5.5	2-15	.133	1-8	.125	5-6	.833	1	9	10	0.9	7	0	3	3	0	2	10	0.9			
32	Mills, Ben	9-0	39	4.3	3-5	.600	0-0	.000	0-0	.000	2	6	8	0.9	2	0	3	3	1	0	6	0.7			
14	Gamble, Beau	2-0	3	1.5	1-1	1.000	1-1	1.000	0-0	.000	0	0	0	0.0	0	0	0	0	0	0	3	1.5			
12	Nelson, Kevin	3-0	3	1.0	0-0	.000	0-0	.000	0-0	.000	0	0	0	0.0	0	0	0	0	0	0	0	0.0			
Team											12	10	22												5
Total.....		13	2650		315-701	.449	67-202	.332	234-330	.709	139	328	467	35.9	208	3	155	180	61	79	931	71.6			
Opponents.....		13	2650		330-771	.428	107-272	.393	164-213	.770	137	287	424	32.6	256	-	187	161	38	88	931	71.6			

TEAM STATISTICS	COLO	OPP	Date	Opponent	Score	Att.
SCORING	931	931	* 01/02/14	OREGON STATE	w 64-58	9851
Points per game	71.6	71.6	* 01/05/14	OREGON	w 100-91	10398
Scoring margin	+0.0	-	* 01/08/14	at Washington State	Wot 71-70	3122
FIELD GOALS-ATT	315-701	330-771	* 01/12/14	at Washington	L 54-71	6742
Field goal pct	.449	.428	* 01/16/14	UCLA	L 56-69	10802
3 POINT FG-ATT	67-202	107-272	* 01/18/14	USC	w 83-62	9583
3-point FG pct	.332	.393	* 01/23/14	at Arizona	L 57-69	14545
3-pt FG made per game	5.2	8.2	* 01/25/14	at Arizona State	L 51-72	8352
FREE THROWS-ATT	234-330	164-213	* 02/01/14	UTAH	Wot 79-75	9607
Free throw pct	.709	.770	* 02/05/14	WASHINGTON STATE	w 68-63	8903
F-Throws made per game	18.0	12.6	* 02/09/14	WASHINGTON	w 91-65	9461
REBOUNDS	467	424	* 02/13/14	at UCLA	L 74-92	8431
Rebounds per game	35.9	32.6	* 02/16/14	at USC	w 83-74	3187
Rebounding margin	+3.3	-				
ASSISTS	155	187	^ = Dallas, Texas (American Airlines Center)			
Assists per game	11.9	14.4	# = Las Vegas, Nev. (MGM Grand Garden Arena)			
TURNOVERS	180	161	* = Pac-12 Conference			
Turnovers per game	13.8	12.4				
Turnover margin	-1.5	-				
Assist/turnover ratio	0.9	1.2				
STEALS	79	88				
Steals per game	6.1	6.8				
BLOCKS	61	38				
Blocks per game	4.7	2.9				
ATTENDANCE	68605	44379				
Home games-Avg/Game	7-9801	6-7396				
Neutral site-Avg/Game	-	0-0				

Score by Periods	1st	2nd	OT	Totals
Colorado	427	475	29	931
Opponents	415	492	24	931

2013-2014 Colorado Basketball
Colorado Combined Team Statistics (as of Feb 17, 2014)
All games

RECORD:	OVERALL	HOME	AWAY	NEUTRAL
ALL GAMES	19-7	15-1	4-4	0-2
CONFERENCE	8-5	6-1	2-4	0-0
NON-CONFERENCE	11-2	9-0	2-0	0-2

##	Player	gp-gs	min	avg	Total		3-Point		F-Throw		Rebounds					pts	avg					
					fg-fga	fg%	3fg-fga	3fg%	ft-fa	ft%	off	def	tot	avg	pf			dq	a	to	blk	stl
40	Scott, Josh	26-26	801	30.8	127-231	.550	0-0	.000	122-152	.803	76	147	223	8.6	49	0	18	30	34	22	376	14.5
00	Booker, Askia	26-26	776	29.8	126-310	.406	35-113	.310	88-109	.807	13	75	88	3.4	49	0	90	65	2	38	375	14.4
02	Johnson, Xavier	24-24	701	29.2	98-199	.492	26-69	.377	67-107	.626	41	106	147	6.1	49	3	21	42	10	22	289	12.0
25	Dinwiddie, Spencer	17-17	529	31.1	61-131	.466	26-63	.413	102-119	.857	8	44	52	3.1	32	0	64	30	4	26	250	14.7
01	Gordon, Wesley	22-21	565	25.7	49-106	.462	3-9	.333	38-63	.603	57	84	141	6.4	34	0	22	36	35	9	139	6.3
23	Hopkins, Jaron	26-9	479	18.4	50-127	.394	15-53	.283	22-42	.524	17	47	64	2.5	59	2	28	33	2	21	137	5.3
03	Talton, Xavier	26-4	452	17.4	41-96	.427	19-50	.380	20-30	.667	10	39	49	1.9	44	0	42	34	4	15	121	4.7
13	Thomas, Dustin	26-3	382	14.7	32-75	.427	5-23	.217	24-42	.571	29	38	67	2.6	63	1	15	33	2	6	93	3.6
10	Fletcher, Tre'Shaun	16-0	163	10.2	20-46	.435	5-25	.200	11-17	.647	12	17	29	1.8	22	0	4	9	4	4	56	3.5
24	King, George	24-0	139	5.8	11-38	.289	4-20	.200	15-23	.652	5	34	39	1.6	14	0	5	10	1	4	41	1.7
32	Mills, Ben	18-0	79	4.4	9-16	.563	0-0	.000	6-8	.750	7	11	18	1.0	6	0	4	5	1	0	24	1.3
05	Stalzer, Eli	18-0	148	8.2	7-20	.350	2-8	.250	6-11	.545	4	12	16	0.9	16	0	5	10	0	4	22	1.2
14	Gamble, Beau	7-0	11	1.6	2-5	.400	2-5	.400	0-2	.000	0	5	5	0.7	1	0	5	1	0	0	6	0.9
15	Brady, Brett	4-0	10	2.5	2-4	.500	2-4	.500	0-0	.000	1	0	1	0.3	1	0	1	1	0	0	6	1.5
12	Nelson, Kevin	8-0	15	1.9	1-2	.500	1-2	.500	0-0	.000	0	4	4	0.5	2	0	0	0	0	0	3	0.4
	Team										23	20	43				10					
	Total.....	26	5250		636-1406	.452	145-444	.327	521-725	.719	303	683	986	37.9	441	6	324	349	99	171	1938	74.5
	Opponents.....	26	5250		635-1488	.427	203-542	.375	325-459	.708	241	566	807	31.0	559	-	338	339	74	167	1798	69.2

TEAM STATISTICS	COLO	OPP	Date	Opponent	Score	Att.
SCORING	1938	1798	^	11/08/13	vs Baylor	L 60-72 5207
Points per game	74.5	69.2		11/10/13	UT MARTIN	w 91-65 8408
Scoring margin	+5.4	-		11/13/13	WYOMING	w 63-58 9429
FIELD GOALS-ATT	636-1406	635-1488		11/16/13	JACKSON STATE	w 94-70 9042
Field goal pct	.452	.427		11/18/13	ARKANSAS STATE	w 93-70 8204
3 POINT FG-ATT	145-444	203-542		11/21/13	SANTA BARBARA	w 76-68 8488
3-point FG pct	.327	.375		11/24/13	HARVARD	w 70-62 9770
3-pt FG made per game	5.6	7.8		11/30/13	at Air Force	w 81-57 5394
FREE THROWS-ATT	521-725	325-459		12/03/13	at Colorado State	w 67-62 8268
Free throw pct	.719	.708		12/07/13	KANSAS	w 75-72 11113
F-Throws made per game	20.0	12.5		12/13/13	ELON	w 80-63 8831
REBOUNDS	986	807	#	12/21/13	vs Oklahoma State	L 73-78 5207
Rebounds per game	37.9	31.0		12/28/13	GEORGIA	w 84-70 10848
Rebounding margin	+6.9	-	*	01/02/14	OREGON STATE	w 64-58 9851
ASSISTS	324	338	*	01/05/14	OREGON	w 100-91 10398
Assists per game	12.5	13.0	*	01/08/14	at Washington State	Wot 71-70 3122
TURNOVERS	349	339	*	01/12/14	at Washington	L 54-71 6742
Turnovers per game	13.4	13.0	*	01/16/14	UCLA	L 56-69 10802
Turnover margin	-0.4	-	*	01/18/14	USC	w 83-62 9583
Assist/turnover ratio	0.9	1.0	*	01/23/14	at Arizona	L 57-69 14545
STEALS	171	167	*	01/25/14	at Arizona State	L 51-72 8352
Steals per game	6.6	6.4	*	02/01/14	UTAH	Wot 79-75 9607
BLOCKS	99	74	*	02/05/14	WASHINGTON STATE	w 68-63 8903
Blocks per game	3.8	2.8	*	02/09/14	WASHINGTON	w 91-65 9461
ATTENDANCE	152738	68455	*	02/13/14	at UCLA	L 74-92 8431
Home games-Avg/Game	16-9546	8-7255	*	02/16/14	at USC	w 83-74 3187
Neutral site-Avg/Game	-	2-5207				

^ = Dallas, Texas (American Airlines Center)
= Las Vegas, Nev. (MGM Grand Garden Arena)
* = Pac-12 Conference

Score by Periods	1st	2nd	OT	Totals
Colorado	884	1025	29	1938
Opponents	827	947	24	1798

RADIO/TV CHART



#0 Askia Booker
Guard • Junior • 6-2 • 170
Los Angeles, Calif.



#1 Wesley Gordon
Forward • Redshirt-Freshman • 6-9 • 225
Colorado Springs, Colo.



#2 Xavier Johnson
Guard/Forward • Sophomore • 6-7 • 220
Los Angeles, Calif.



#3 Xavier Talton
Guard • Sophomore • 6-2 • 180
Sterling, Colo.




#5 Eli Stalzer
Guard • Sophomore • 6-3 • 190
Brea, Calif.



#10 Tre'Shaun Fletcher
Guard/Forward • Freshman • 6-7 • 200
Tacoma, Wash.




#12 Kevin Nelson
Guard • Senior • 6-2 • 185
Albuquerque, N.M.



#13 Dustin Thomas
Forward • Freshman • 6-7 • 220
Texarkana, Texas



#14 Beau Gamble
Guard • Senior • 6-0 • 180
Boulder, Colo.




#23 Jaron Hopkins
Guard • Freshman • 6-5 • 190
Mesa, Ariz.



#24 George King
Guard/Forward • Freshman • 6-5 • 208
San Antonio, Texas



#25 Spencer Dinwiddie
Guard • Junior • 6-6 • 200
Woodland Hills, Calif.



#32 Ben Mills
Guard • Senior • 7-0 • 230
Hartland, Wis.



#40 Josh Scott
Forward • Sophomore • 6-10 • 245
Monument, Colo.